




QUARTERLY REPORT OF REVENUE AND OTHER RECEIPTS
As at the Quarter Ending December 31, 2022


Department : State Universities and Colleges (SUCs)
 Agency : Western Mindanao State University
 Operating Unit : < not applicable >
 Organization Code (UACS) : 08 086 0000000
 Fund Cluster : 05 - Internally Generated Funds

Classification/Sources of Revenue and Other Receipts	UACS CODE	REVENUE TARGET (Annual) per BESF	Actual Revenue and Other Receipts Collections					Cumulative Remittance/Deposits to Date			Variance		Remarks
			1st Quarter Ending March 31	2nd Quarter Ending June 30	3rd Quarter Ending Sept. 30	4th Quarter Ending Dec. 31	Total	Remittance to BTR	Deposited with AGDB	TOTAL	Amount	%	
1	2	3	4	5	6	7	8=[(6+(-)7)-8+9]	9	10	11=(9+10)	12=(8-3)	13=(12/3)	14
Internally Generated Funds		246,450,000.00	15,309,394.02	62,557,876.21	22,707,902.87	76,585,119.72	177,160,292.82	0.00	176,960,453.02	176,960,453.02	(69,289,707.18)	-28 %	
Non-Revenue Collections/Other Receipts		246,450,000.00	15,309,394.02	62,557,876.21	22,707,902.87	76,585,119.72	177,160,292.82	0.00	176,960,453.02	176,960,453.02	(69,289,707.18)	-28 %	
Cash Receipts		246,450,000.00	15,309,394.02	62,557,876.21	22,707,902.87	76,585,119.72	177,160,292.82	0.00	176,960,453.02	176,960,453.02	(69,289,707.18)	-28 %	
Non-Tax		246,450,000.00	15,309,394.02	62,557,876.21	22,707,902.87	76,585,119.72	177,160,292.82	0.00	176,960,453.02	176,960,453.02	(69,289,707.18)	-28 %	
Registration Fees	4020102000	1,551,000.00	14,675.71	137,180.00	109,939.29	327,270.00	589,065.00	0.00	589,065.00	589,065.00	(961,935.00)	-62 %	
Clearance Fees	4020104001	3,236,000.00	816,275.00	1,005,160.00	969,895.00	859,690.00	3,651,020.00	0.00	3,651,020.00	3,651,020.00	415,020.00	13 %	
Other Service Income	4020199099	87,676,000.00	5,977,746.34	19,719,076.84	557,651.28	37,998,343.81	64,252,818.27	0.00	64,247,614.27	64,247,614.27	(23,423,181.73)	-27 %	
Tuition Fees	4020201001	98,138,000.00	4,645,138.94	21,549,398.80	4,518,983.80	22,158,480.93	52,872,002.47	0.00	52,712,112.67	52,712,112.67	(45,265,997.53)	-46 %	
Other School Fees	4020201099	15,958,000.00	1,891,595.50	9,025,060.00	8,704,870.00	5,062,103.49	24,483,728.99	0.00	24,483,728.99	24,483,728.99	8,525,728.99	53 %	
Affiliation Fees	4020202000	4,590,000.00	559,965.00	711,630.00	341,270.00	624,750.00	2,237,615.00	0.00	2,237,615.00	2,237,615.00	(2,352,385.00)	-51 %	
Rent/Lease Income	4020205000	2,590,000.00	36,478.80	224,046.15	149,296.05	233,818.05	643,639.15	0.00	643,639.15	643,639.15	(1,946,360.85)	-75 %	
Interest on NG Deposits	4020221001	174,000.00	18,411.43	0.00	23,153.53	43,030.02	84,594.98	0.00	84,594.98	84,594.98	(89,405.02)	-51 %	
Other Business Income	4020299099	32,537,000.00	1,549,107.20	10,186,324.42	7,332,743.92	9,277,633.42	28,345,808.96	0.00	28,311,062.96	28,311,062.96	(4,191,191.04)	-13 %	
TOTAL		246,450,000.00	15,309,394.02	62,557,876.21	22,707,902.87	76,585,119.72	177,160,292.82	0.00	176,960,453.02	176,960,453.02	(69,289,707.18)	-28 %	

Certified Correct:

 JOHNMAR A. JAIPUDDIN
 Accountant III
 Date: 03/02/23 17:03 PM

Certified Correct:

 JOHN PAUL S. ALVAREZ
 Budget Officer III
 Date: 3/2/23 5:32 PM

Recommending Approval:

 ROSALIE T. ARCILLAS
 Director for Finance
 Date: 3/2/23 5:39 PM

Approved By:

 MA. CARLA A. OCHOTORENA, PH.D
 President
 Date: 3/2/23 5:46 PM