

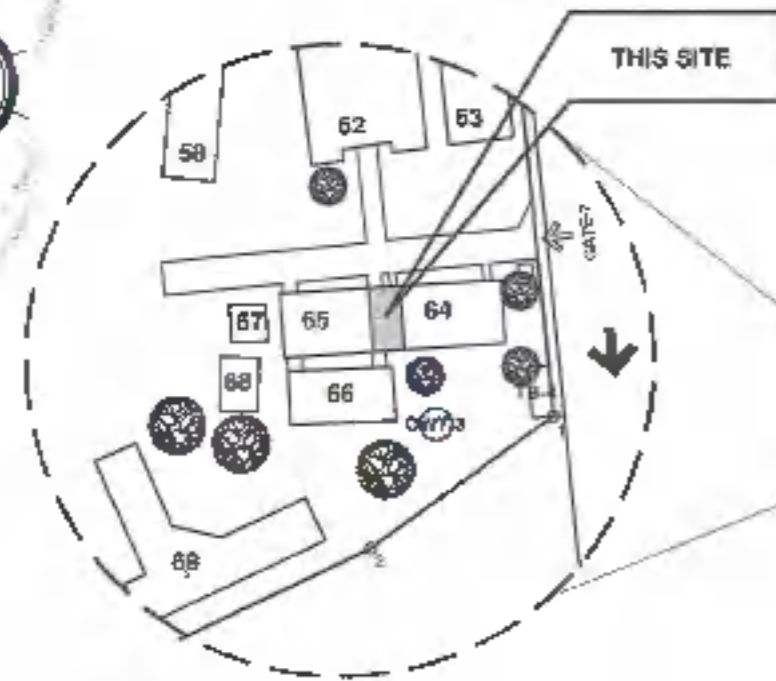


GROUND FLOOR

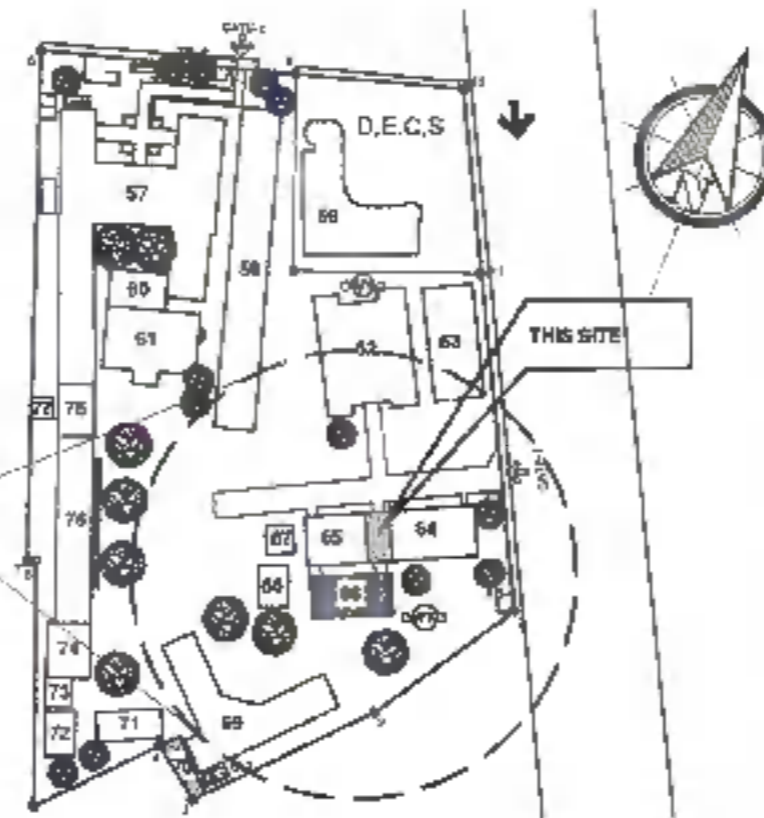
SECOND FLOOR

THIRD FLOOR

PERSPECTIVE
NOT TO SCALE



VICINITY MAP
NOT TO SCALE



SITE DEVELOPMENT PLAN
NOT TO SCALE

TABLE OF CONTENTS

ARCHITECTURAL	SHEET NO. A01-01	PERSPECTIVE
	SHEET NO. A01-02	VICINITY MAP
	SHEET NO. A01-03	SITE DEVELOPMENT PLAN
	SHEET NO. A01-04	GROUND FLOOR PLAN
	SHEET NO. A01-05	SECOND FLOOR PLAN
	SHEET NO. A01-06	THIRD FLOOR PLAN
	SHEET NO. A01-07	REAR ELEVATION
	SHEET NO. A01-08	ROOF PLAN
	SHEET NO. A01-09	SECTION A
	SHEET NO. A01-10	SECTION B
STRUCTURAL	SHEET NO. S01-01	CARTRIDGE DETAILS
	SHEET NO. S01-02	CABINET 4 DETAILS
	SHEET NO. S01-03	GROUND FLOOR REFLECTED CEILING PLAN
	SHEET NO. S01-04	SECOND FLOOR REFLECTED CEILING PLAN
	SHEET NO. S01-05	THIRD FLOOR REFLECTED CEILING PLAN
	SHEET NO. S01-06	CABINET 1 DETAILS
	SHEET NO. S01-07	CABINET 2 DETAILS
	SHEET NO. S01-08	CABINET 3 DETAILS
	SHEET NO. S01-09	CABINET 5 DETAILS
	SHEET NO. S01-10	CABINET 6 DETAILS
ELECTRICAL	SHEET NO. E01-01	FIBER FANT STAIRCASE PLAN
	SHEET NO. E01-02	ELEVATION
	SHEET NO. E01-03	SCHEDULE OF DOORS AND WINDOWS
	SHEET NO. S01-11	STRUCTURAL SPECIFICATION
	SHEET NO. S01-12	STRUCTURAL SPECIFICATION
	SHEET NO. S01-13	FOUNDATION PLAN
	SHEET NO. S01-14	SECOND FLOOR FRAMING LAYOUT PLAN
	SHEET NO. S01-15	THIRD FLOOR FRAMING LAYOUT PLAN
	SHEET NO. S01-16	ROOF FRAMING LAYOUT PLAN
	SHEET NO. S01-17	COLUMN FOOTING DETAILS
SANITARY	SHEET NO. S01-18	SKIN SCHEDULE
	SHEET NO. S01-19	TRUSS DETAILS
	SHEET NO. S01-20	CONCRETE SLAB AND STEEL DECKING DETAILS
	SHEET NO. E01-16	GROUND FLOOR LIGHTING LAYOUT PLAN
	SHEET NO. E01-17	SECOND FLOOR LIGHTING LAYOUT PLAN
	SHEET NO. E01-18	THIRD FLOOR LIGHTING LAYOUT PLAN
	SHEET NO. E01-19	GROUND FLOOR POWER LAYOUT PLAN
	SHEET NO. E01-20	SECOND FLOOR POWER LAYOUT PLAN
	SHEET NO. E01-21	THIRD FLOOR POWER LAYOUT PLAN
	SHEET NO. E01-22	MAIN DISTRIBUTION LOAD ANALYSIS
AUXILIARY	SHEET NO. E01-23	SECOND FLOOR LOAD ANALYSIS
	SHEET NO. E01-24	THIRD FLOOR LOAD ANALYSIS
	SHEET NO. E01-25	MAIN DISTRIBUTION PANEL BOARD
	SHEET NO. E01-26	SECOND FLOOR PANEL BOARD
	SHEET NO. E01-27	THIRD FLOOR PANEL BOARD
	SHEET NO. E01-28	FAULT CALCULATION
	SHEET NO. E01-29	GENERAL SPECIFICATION
	SHEET NO. E01-30	LOCATION MAP
	SHEET NO. S01-26	SANITARY LAYOUT PLAN
	SHEET NO. S01-27	WATER DISTRIBUTION LAYOUT PLAN
SANITARY	SHEET NO. A01-21	LEGEND
	SHEET NO. A01-22	PROSPECTIVE DIAGRAM
	SHEET NO. A01-23	GENERAL NOTES
	SHEET NO. A01-24	VICINITY MAP
	SHEET NO. A01-25	LOCATION PLAN
	SHEET NO. A01-26	GROUND FLOOR OCCUPANT LAYOUT PLAN
	SHEET NO. A01-27	SECOND FLOOR OCCUPANT LAYOUT PLAN
	SHEET NO. A01-28	THIRD FLOOR OCCUPANT LAYOUT PLAN
	SHEET NO. A01-29	LEGEND
	SHEET NO. A01-30	RISER DIAGRAM
AUXILIARY	SHEET NO. A01-31	GROUND FLOOR ACCESS POINT LAYOUT PLAN
	SHEET NO. A01-32	SECOND FLOOR ACCESS POINT LAYOUT PLAN
	SHEET NO. A01-33	THIRD FLOOR ACCESS POINT LAYOUT PLAN
	SHEET NO. A01-34	LEGEND
	SHEET NO. A01-35	RISER DIAGRAM

DPWH

OFFICE OF THE ASSISTING OFFICIALS
ZAMBANGA CITY

LAND USE AND ZONING

LINE AND GRADE

ARCHITECTURAL

STRUCTURAL

SANITARY

ELECTRICAL



DESIGNED BY:
ARCH. JOSEPH ANDREW L. SAHAL, MAP
UNIVERSITY ARCHITECT

PROJECT TITLE:
CONSTRUCTION OF SCHOOL BUILDING
COMPONENT FOR THE INCREASE IN CARRYING
CAPACITY OF THE COLLEGE OF MEDICINE

REQUIREMENTER:
DR. MOHAMMAD KHRIM I. ABDULLAH
DEAN, COLLEGE OF MEDICINE

RECOMMENDING APPROVAL:
ARCH. JOSEPH ANDREW L. SAHAL, MAP
DIRECTOR OF PHYSICAL PLANNING
AND ENGINEERING SERVICES

RECOMMENDED APPROVAL:
DR. JOSEPH O. MADRIGAL
VCT. PRESIDENT FOR ADMIN AND
FINANCE

APPROVED BY:
DR. MA. CARLA A. OCHOYOREMA
VCT. PRESIDENT

SHEET CONTENTS
DRAFTED BY:
MR. REBECCA ASBA

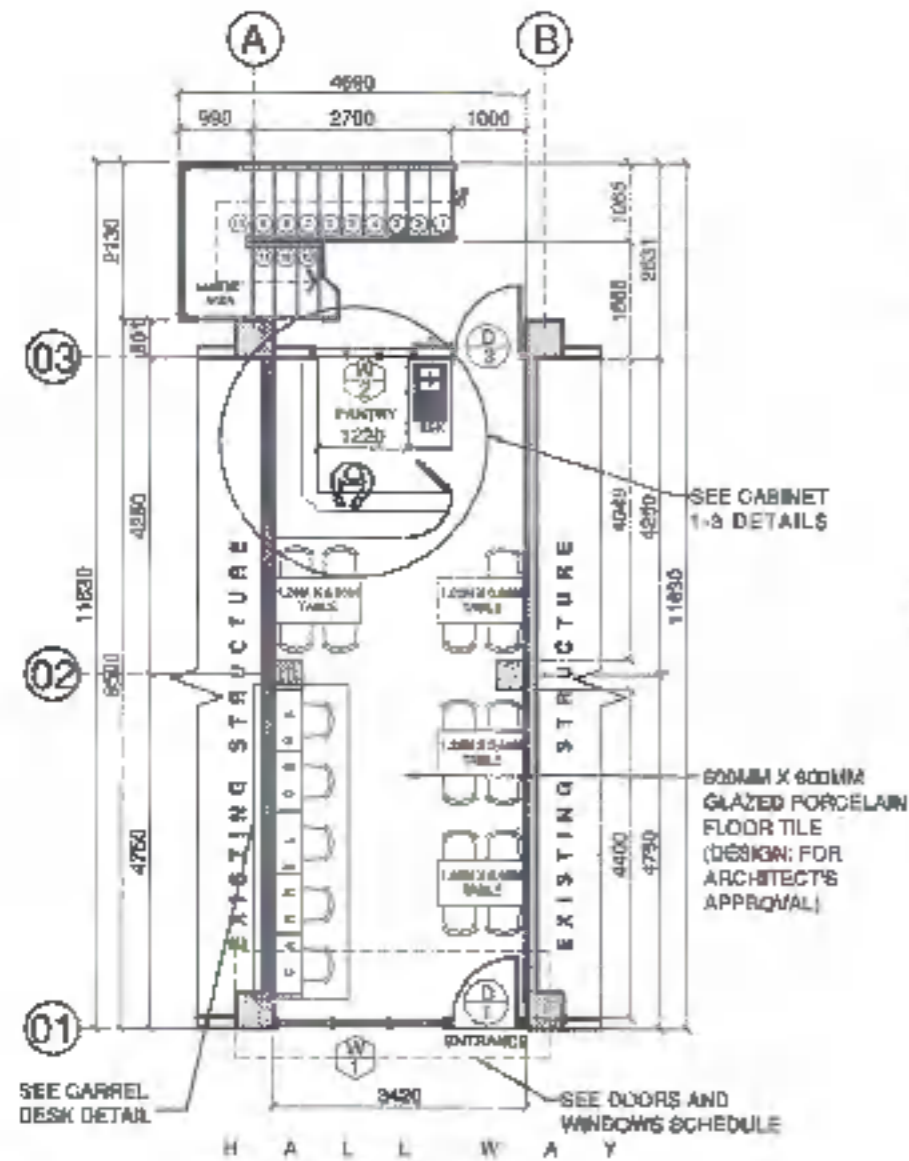
SHEET NO.
A01
0122



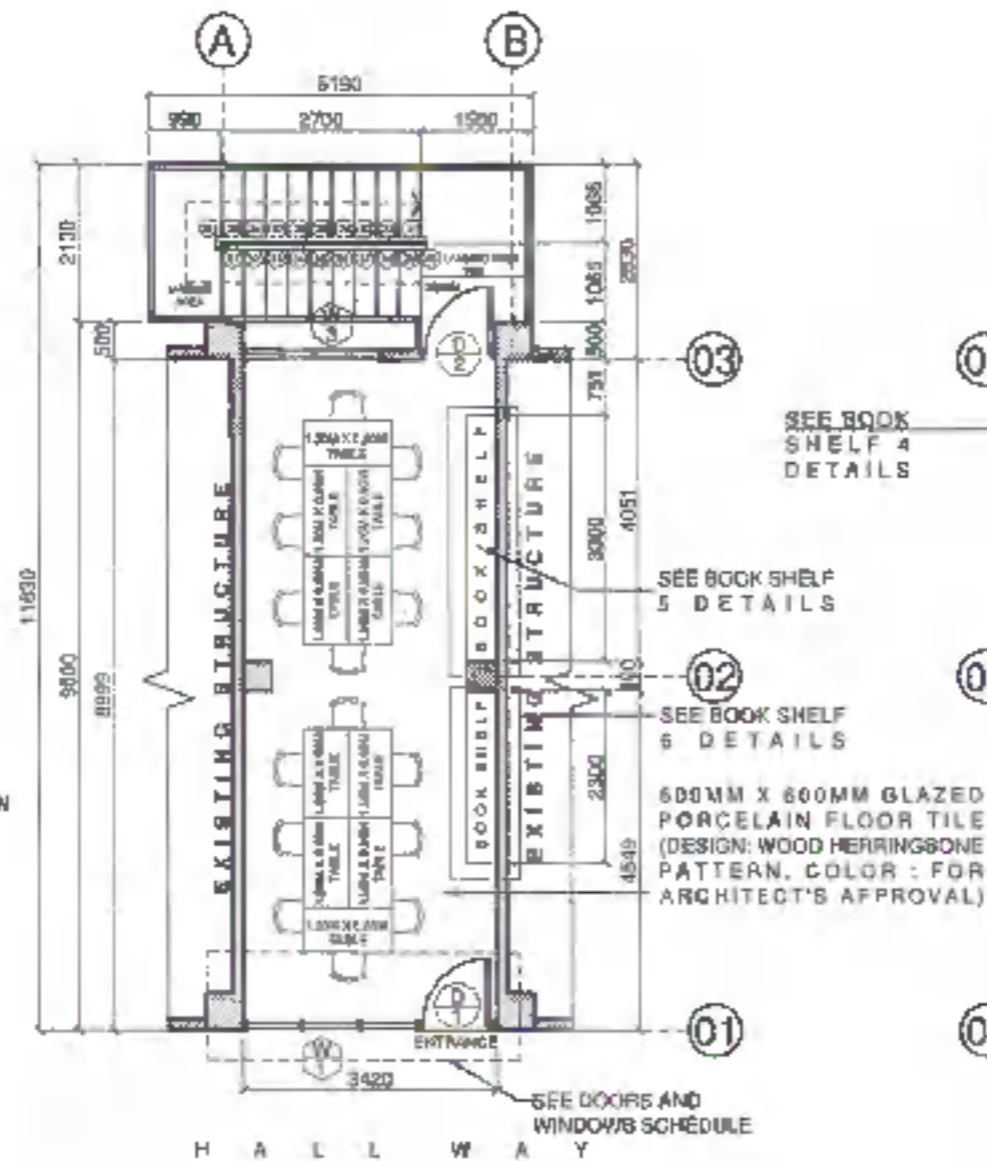
PROJ: 0010877 PDR: 2702228 TEL: 445-012-233

LOCATION: WIDE LOT 4, KENNEL ROAD BALIWAN ZAMBANGA CITY

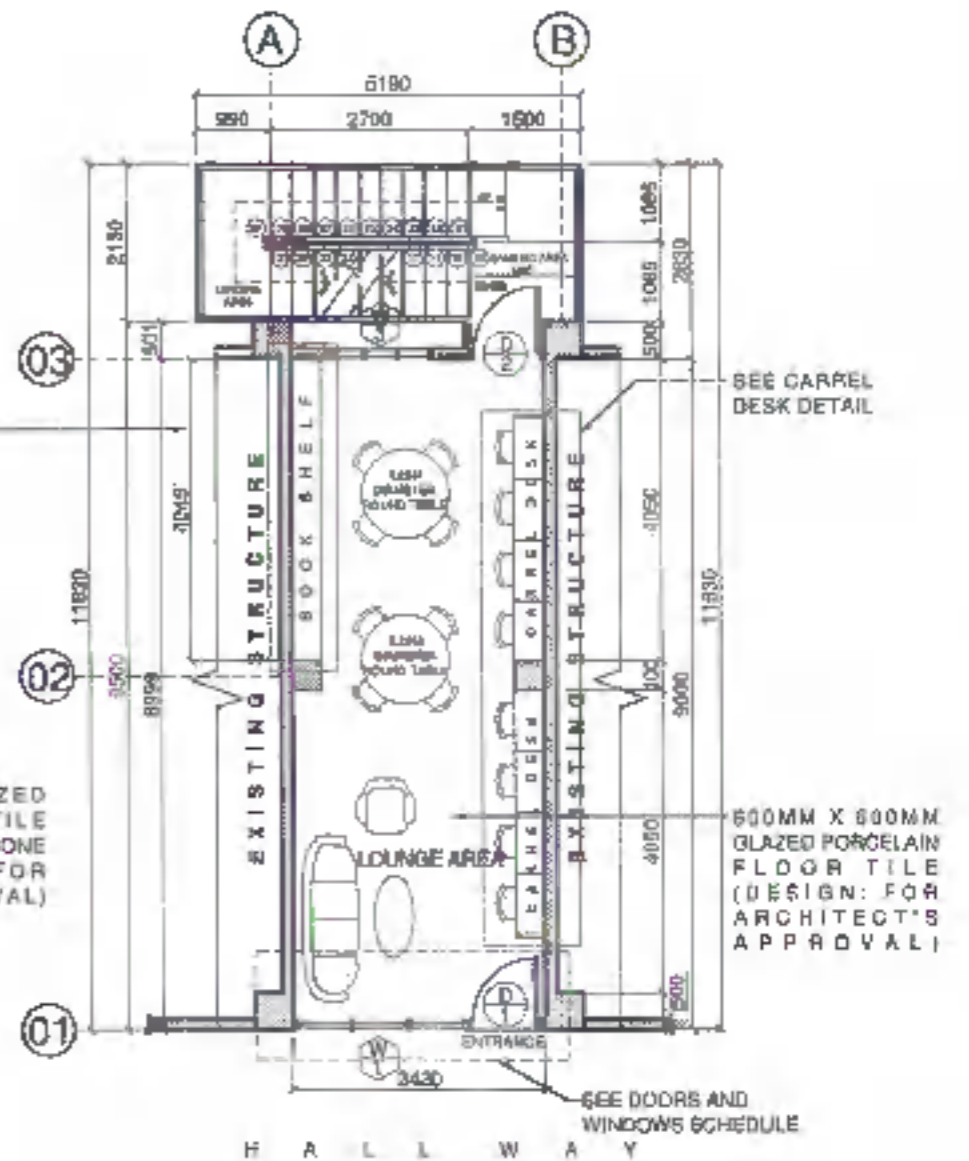
PROJ: 0010877 PDR: 2702228 TEL: 445-012-233





GROUND FLOOR PLAN
SCALE: 1:100mtrs

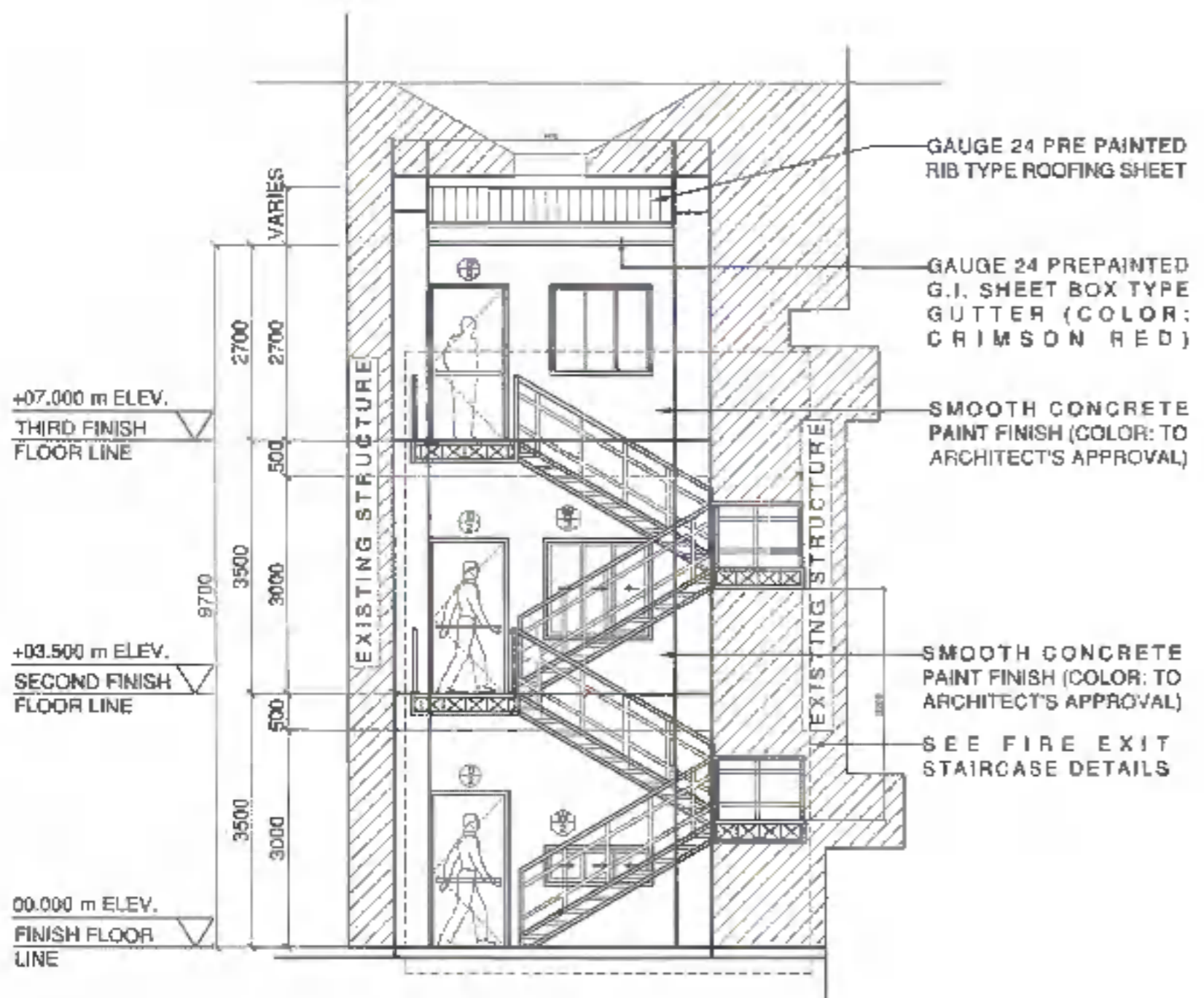


SECOND FLOOR PLAN
SCALE: 1:100mtrs

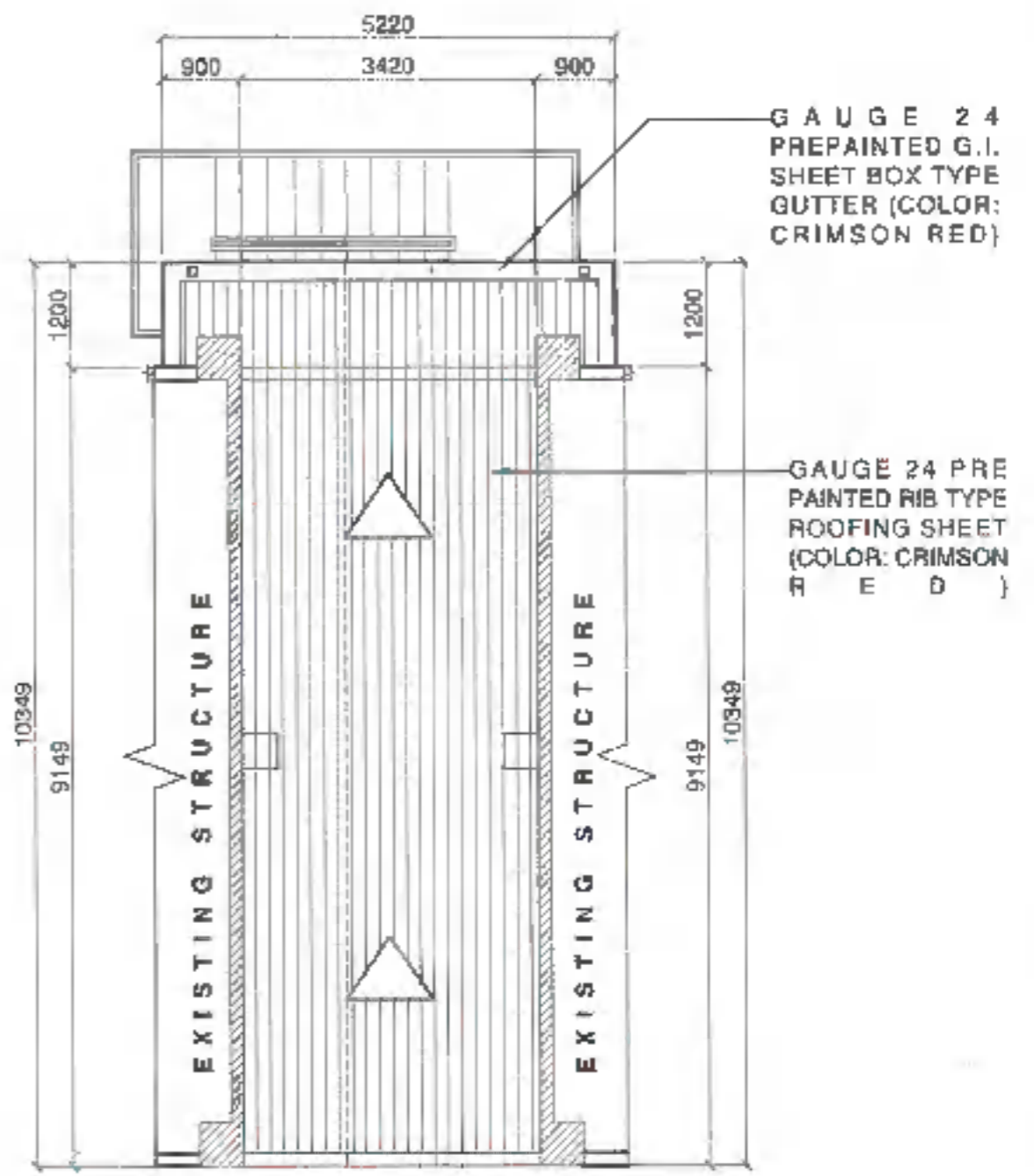


THIRD FLOOR PLAN
SCALE: 1:100mtrs

	DESIGNED BY:	PROJECT TITLE:	REQUISITIONER:	RECOMMENDING APPROVAL:	RECOMMENDING APPROVAL:	APPROVED BY:	SHEET CONTENTS:	SHEET NO.:	
	ARCH. JOSEPH ANDREW, SAMUEL LIAP UNIVERSITY ARCHITECT PRC: 0010277 PPH: 2761208 TEL: +65-613-0227	CONSTRUCTION OF SCHOOL BUILDING COMPONENT FOR THE INCREASE IN CARRYING CAPACITY OF THE COLLEGE OF MEDICINE	DR. MOHAMMAD HASMIL ABDULLAH DEAN, COLLEGE OF MEDICINE	ARCH. JOSEPH ANDREW, SAMUEL LIAP DIRECTOR OF PHYSICAL PLANNING AND ENGINEERING SERVICES PRC: 0010277 PPH: 2761208 TEL: +65-613-0227	DR. JOSEFITO D. MADRIGAL VICE PRESIDENT FOR ADMIN. AND FINANCE	DR. MA. CARLA AN. OCHOTORENA VICE PRESIDENT	DRAWN BY: MR. REBECCA ABRA	A02 0222	

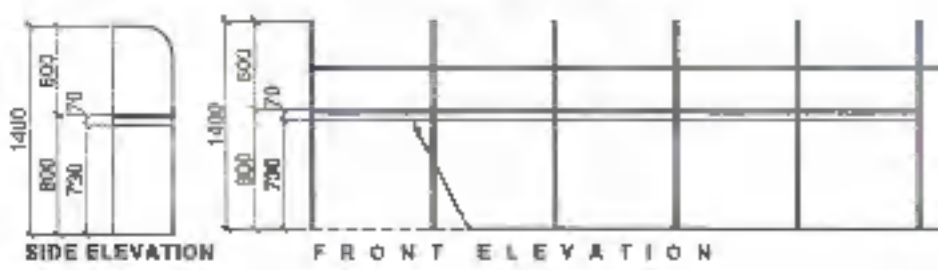
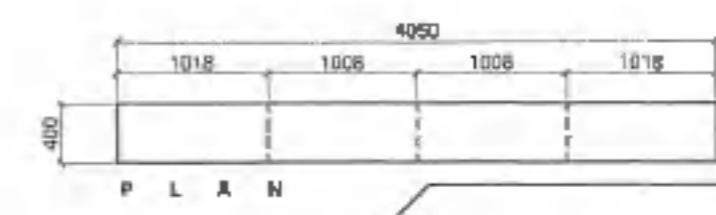
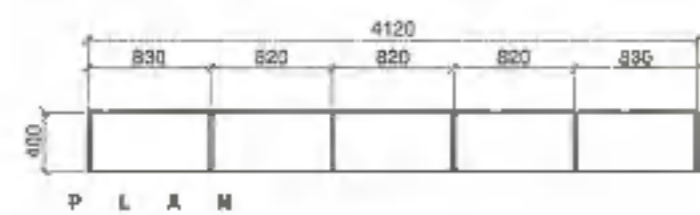
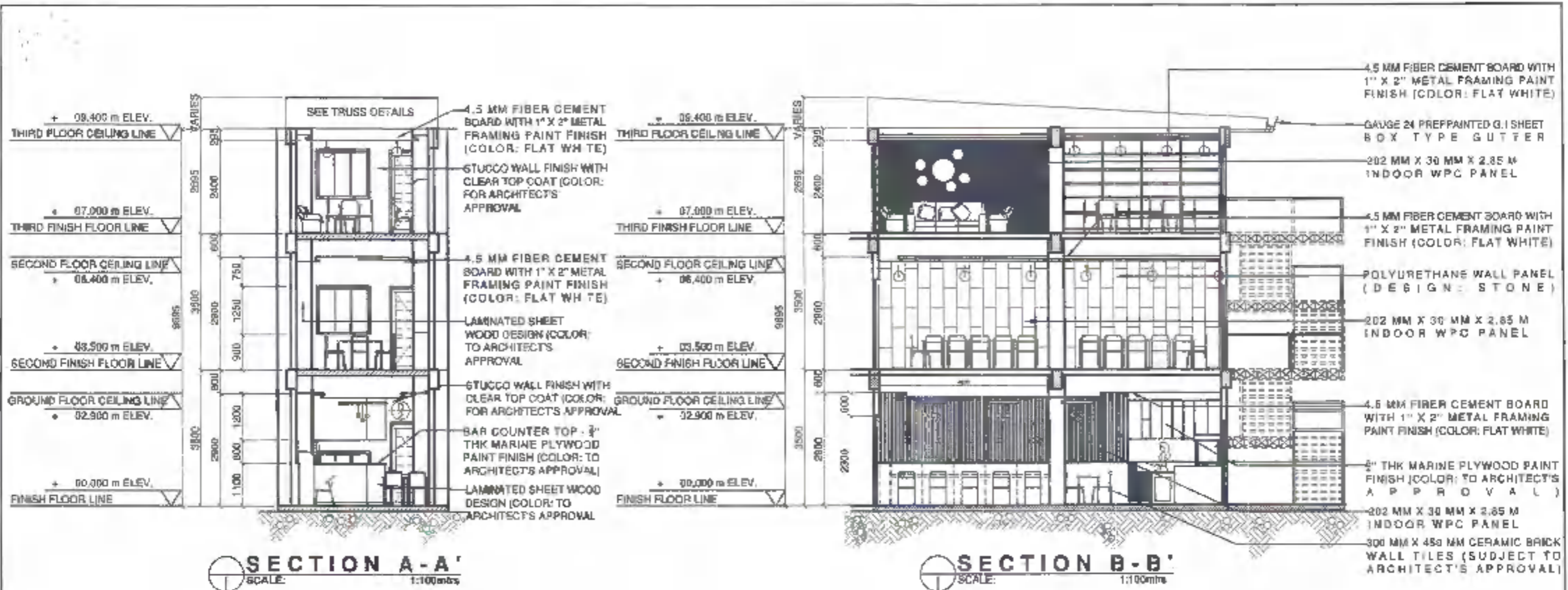


REAR ELEVATION
SCALE: 1:100mtrs



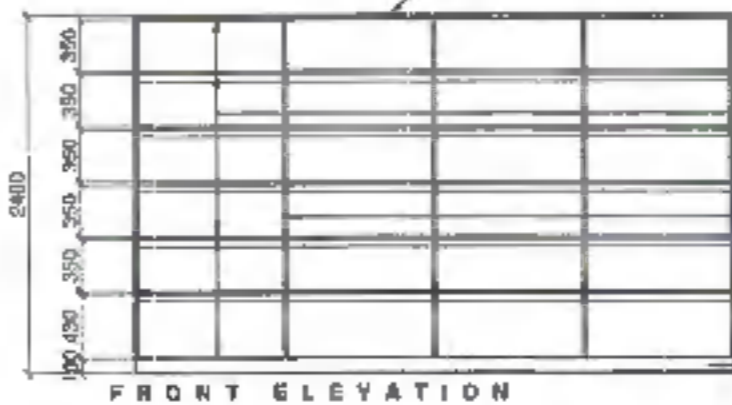

ROOF PLAN
SCALE: 1:100mtrs

	DRAWN BY ARCH. JOSEPH ANDREW L. SALSAL, IAP UNIVERSITY ARCHITECT	PROJECT TITLE CONSTRUCTION OF SCHOOL BUILDING COMPONENT FOR THE INCREASE IN CARRYING CAPACITY OF THE COLLEGE OF MEDICINE	REQUISITIONER DR. MOHAMMAD SALEM L. ABUSUMAIL DEAN, COLLEGE OF MEDICINE	RECOMMENDING APPROVAL ARCH. JOSEPH ANDREW L. SALSAL, IAP DIRECTOR OF PHYSICAL PLANNING AND ENGINEERING SERVICES	RECOMMENDING APPROVAL DR. JOSELYN D. MADRIGAL VICE PRESIDENT FOR ADMIN AND FINANCE	APPROVED BY DR. MA. CAROLINA GONZALEZ VICE PRESIDENT	SHEET CONTENTS ROOFING BY PAOLO GATAGUTAN	SHEET NO. A03 0322	
	PGC: 0018577 PTR: 074308 TIN: 445-018-088	ADDRESS: WALKER LANE, NORMAL ROAD, BAGUIO CITY, BAGUIO, PANGASINAN	PRC: 0118177 PTR: 1780208 TIN: 445-018-088						



3/4" THK MARINE PLYWOOD LAMINATED SHEET FINISH WOOD GRAIN DESIGN (COLOR: TO ARCHITECT'S APPROVAL)

3/4" THK MARINE PLYWOOD LAMINATED SHEET FINISH WOOD GRAIN DESIGN (COLOR: TO ARCHITECT'S APPROVAL)



3/4" THK MARINE PLYWOOD PAINT FINISH (COLOR: TO ARCHITECT'S APPROVAL)

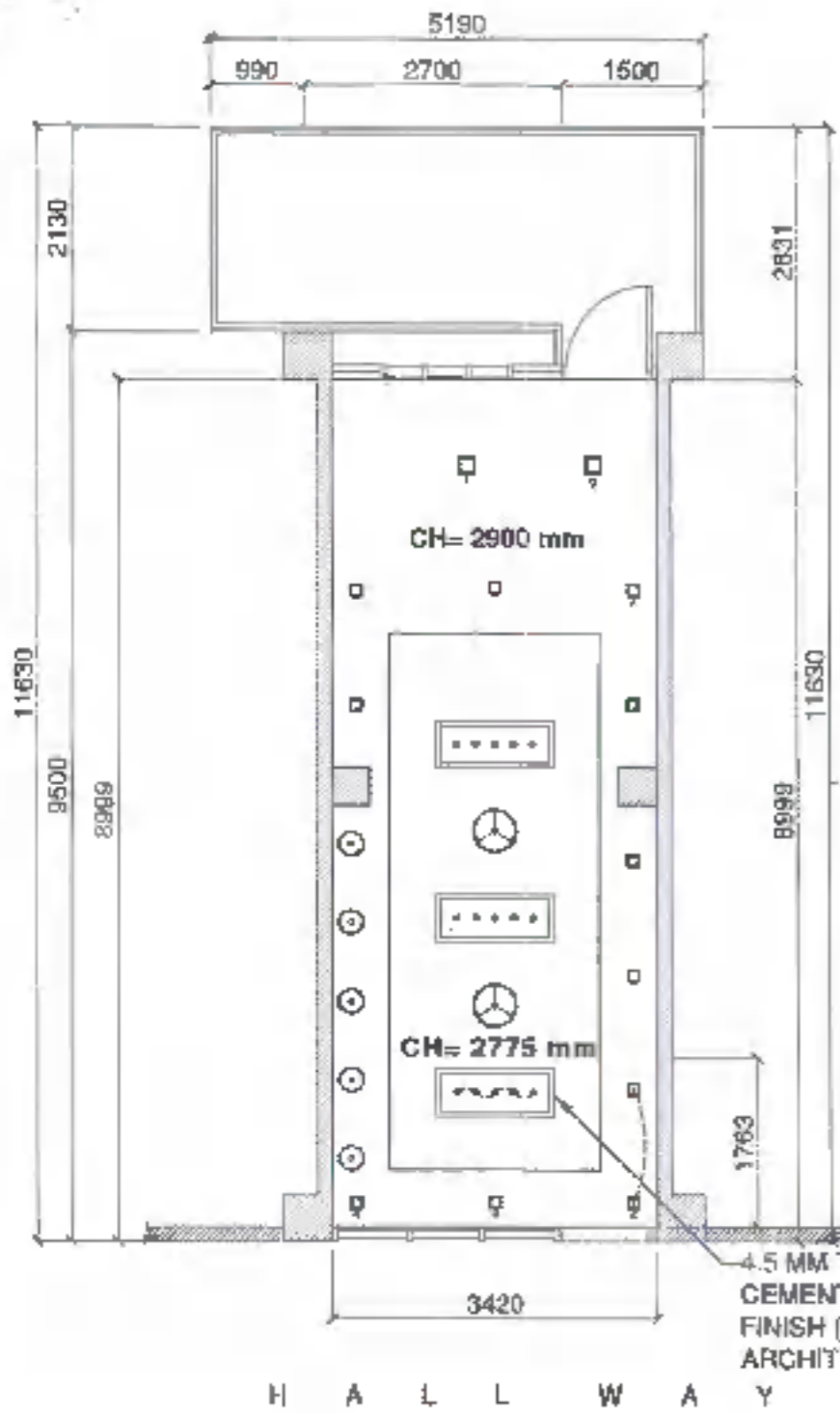
3/4" THK MARINE PLYWOOD PAINT FINISH (COLOR: TO ARCHITECT'S APPROVAL)

3/4" THK MARINE PLYWOOD PAINT FINISH (COLOR: TO ARCHITECT'S APPROVAL)

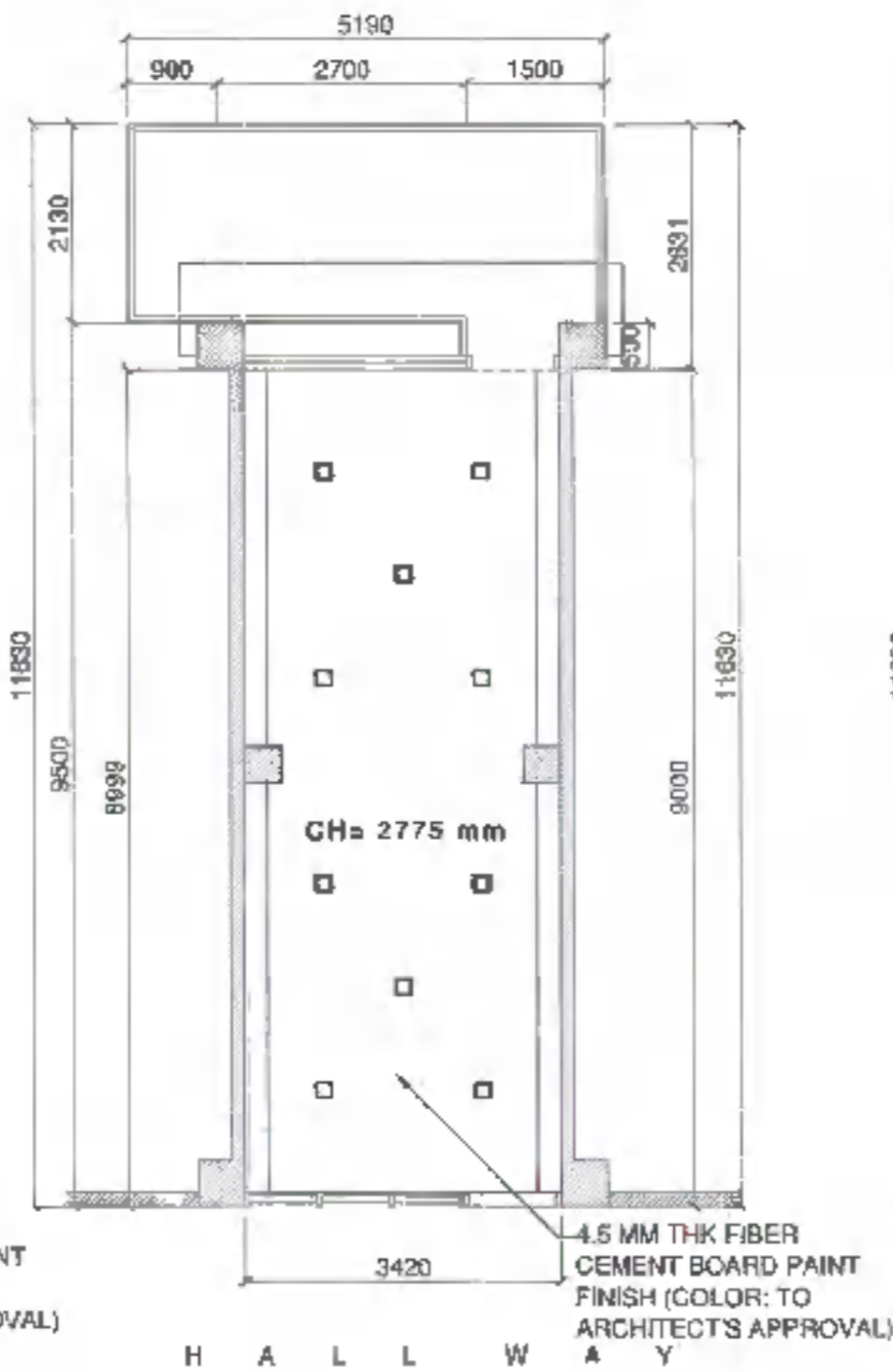
3/4" THK MARINE PLYWOOD PAINT FINISH (COLOR: TO ARCHITECT'S APPROVAL)



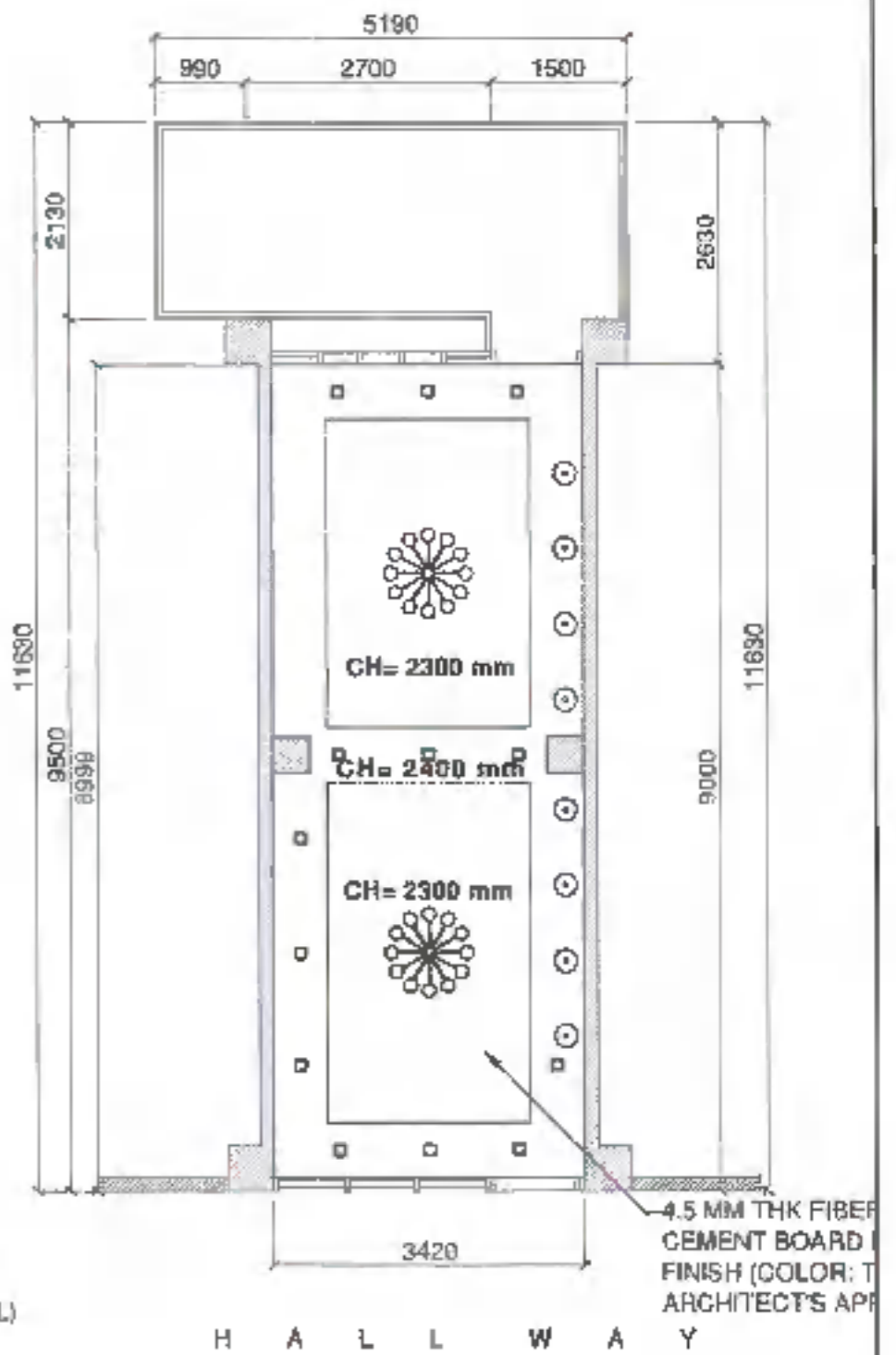
	DESIGNED BY:	PROJECT TITLE:	REVISIONER:	RECOMMENDING APPROVAL:	RECOMMENDING APPROVAL:	APPROVED BY:	SHEET CONTENTS:	SHEET NO.:	
	ARCH. JOSEPH ANDREW L. SAMAL, UAP UNIVERSITY ARCHITECT	CONSTRUCTION OF SCHOOL BUILDING COMPONENT FOR THE INCREASE IN CARRYING CAPACITY OF THE COLLEGE OF MEDICINE	DR. MOHAMMAD KHALIL ABUOMAR DEAN, COLLEGE OF MEDICINE	ARCH. JOSEPH ANDREW L. SAMAL, UAP DIRECTOR OF PHYSICAL PLANT AND ENGINEERING SERVICES	DR. JOSELYN D. MADRIGAL VICE PRESIDENT FOR ADMIN AND FINANCE	DR. MA. CARLA A. OCHOTORENA VICE PRESIDENT		A04 0422	
	PRC: 0010577 PTR: 276 928 TR: 445-013-225	LOCATION: PASEO DE LA NORMAL, BLDG. BALTAYAN, 2ND FLOOR, ANGELES						DRAWN BY: PAOLO CATAUTAN	



H A L L W A Y



H A L L W A Y



H A L L W A Y

GROUND FLOOR REFLECTED CEILING PLAN

SCALE: 1:100mtrs

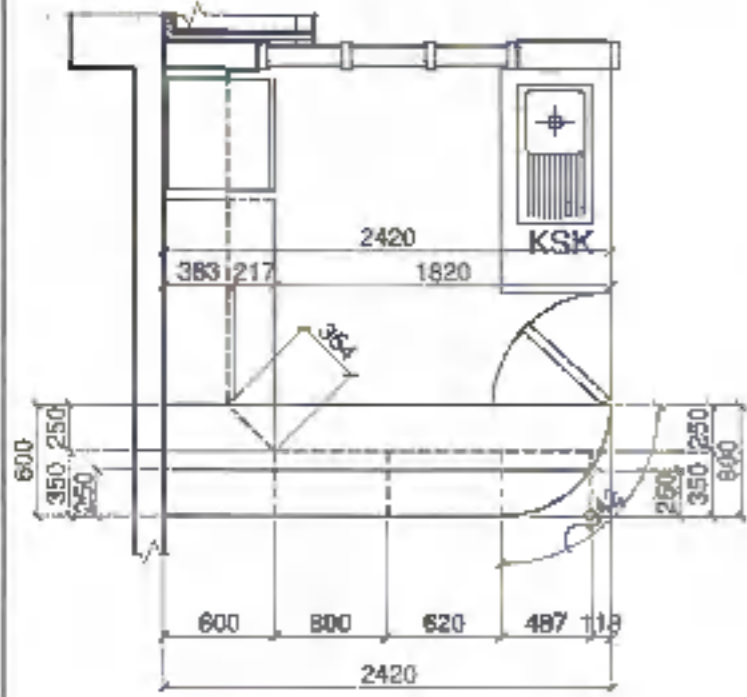
SECOND FLOOR REFLECTED CEILING PLAN

SCALE: 1:100mtrs

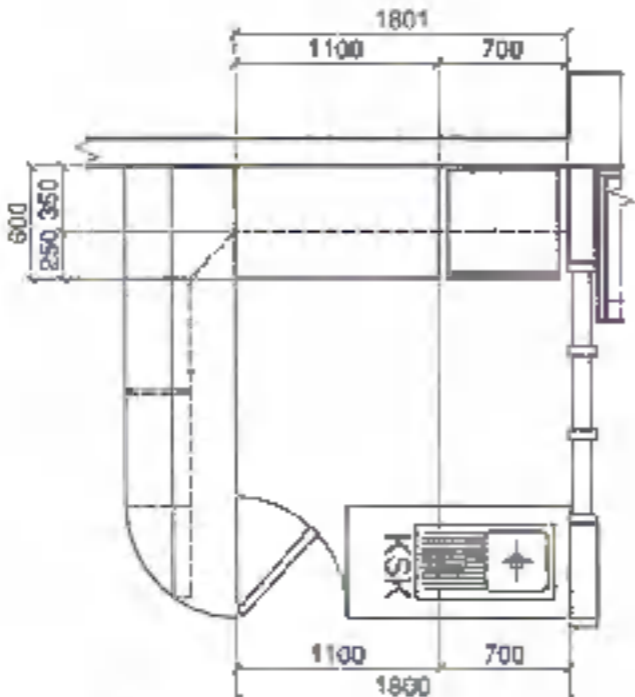
THIRD FLOOR REFLECTED CEILING PLAN

SCALE: 1:100mtrs

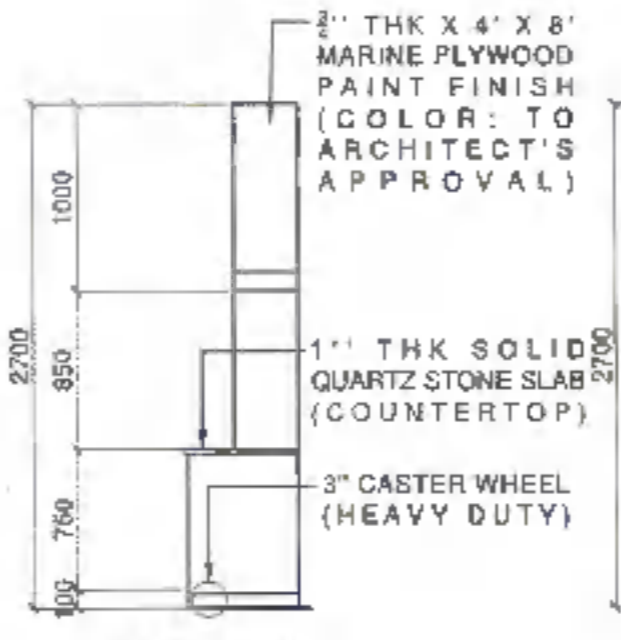
	DESIGNED BY:	PROJECT TITLE:	PROVISIONER:	RECOMMENDING APPROVAL:	RECOMMENDING APPROVAL:	APPROVED BY:	SHEET CONTENTS:	SHEET NO.:	
	ARCH. JOSEPH ANDREW L. SAMBALDAP UNIVERSITY ARCHITECT	CONSTRUCTION OF SCHOOL BUILDING COMPONENT FOR THE INCREASE IN CARRYING CAPACITY OF THE COLLEGE OF MEDICINE	DR. MOHAMMAD FARUQUE ABDULLAH DEAN, COLLEGE OF MEDICINE	ARCH. JOSEPH ANDREW L. SAMBALDAP DIRECTOR OF PHYSICAL PLANNING AND ENGINEERING SERVICES	DR. JOSEFITO EL MADRIGAL VICE PRESIDENT FOR ADMIN AND FINANCE	DR. MA. CAROLINA OCHOTGREÑA VICE PRESIDENT	DRAFTED BY: PABLO CATACTAN	A05 0522	
PREL: 004877 PTR: 076304 TNC: 418-018-208	LOCATION: P.O. BOX 108842 3030 GARDENWAY SAN DIEGO, CA 92161	PROJ: 161877 PTR: 178008 TNC: 418-018-208							



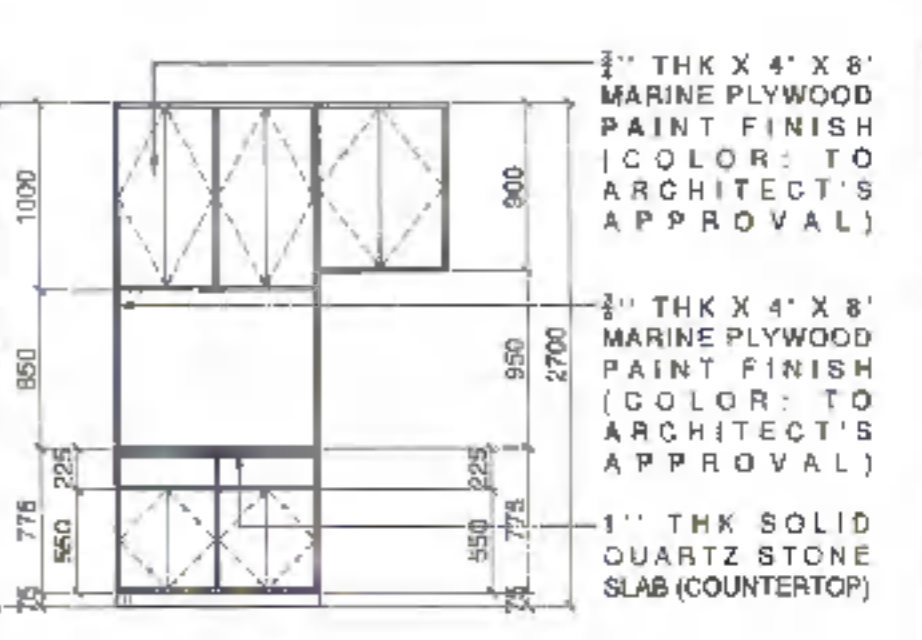
(CABINET 1)
PANTRY CABINET
SCALE: 1:40mtrs



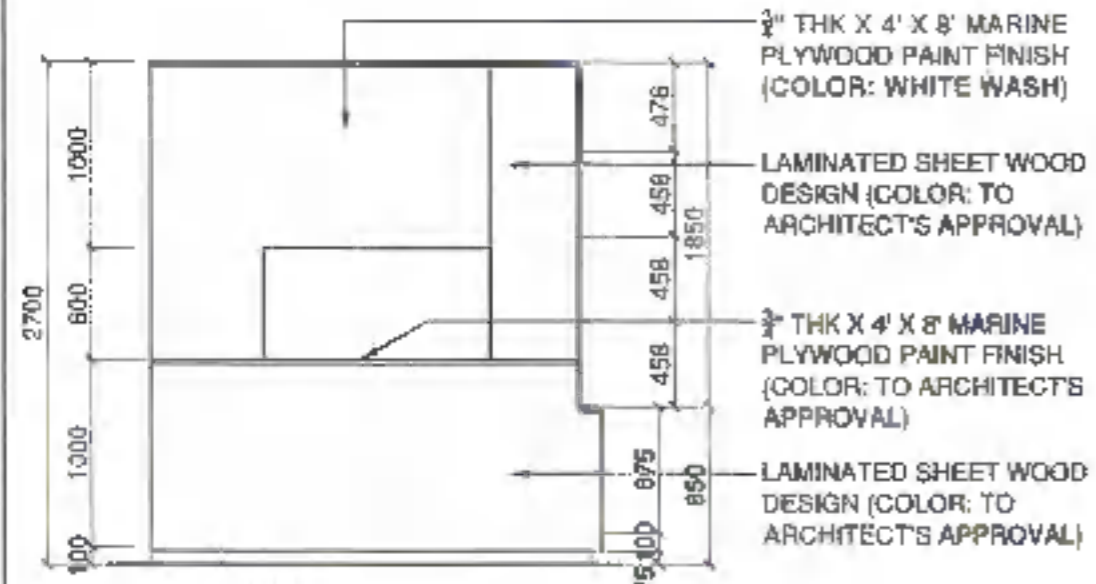
(CABINET 2)
PANTRY CABINET
SCALE: 1:40mtrs



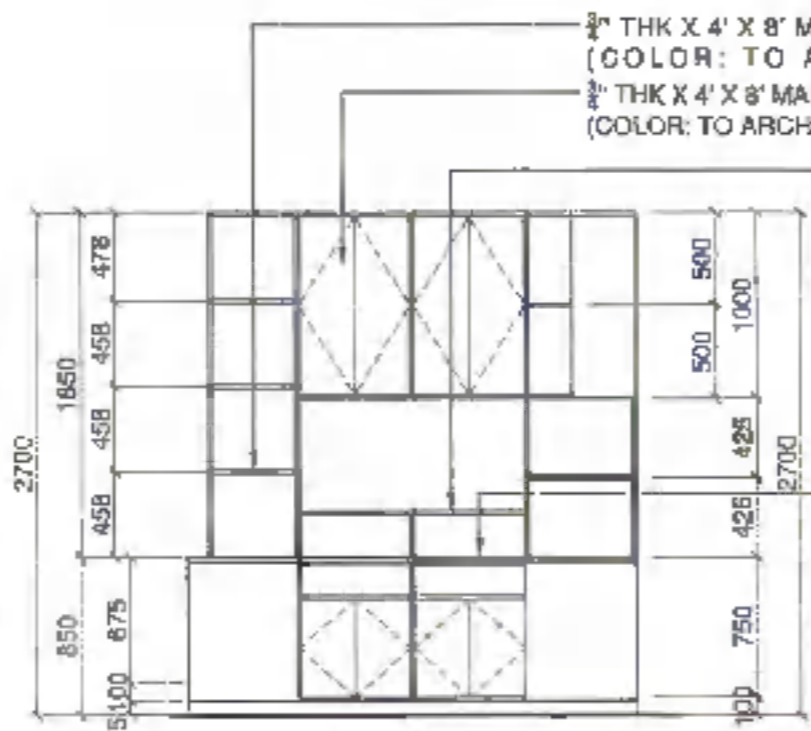
(CABINET 2)
SIDE ELEVATION
SCALE: 1:40mtrs



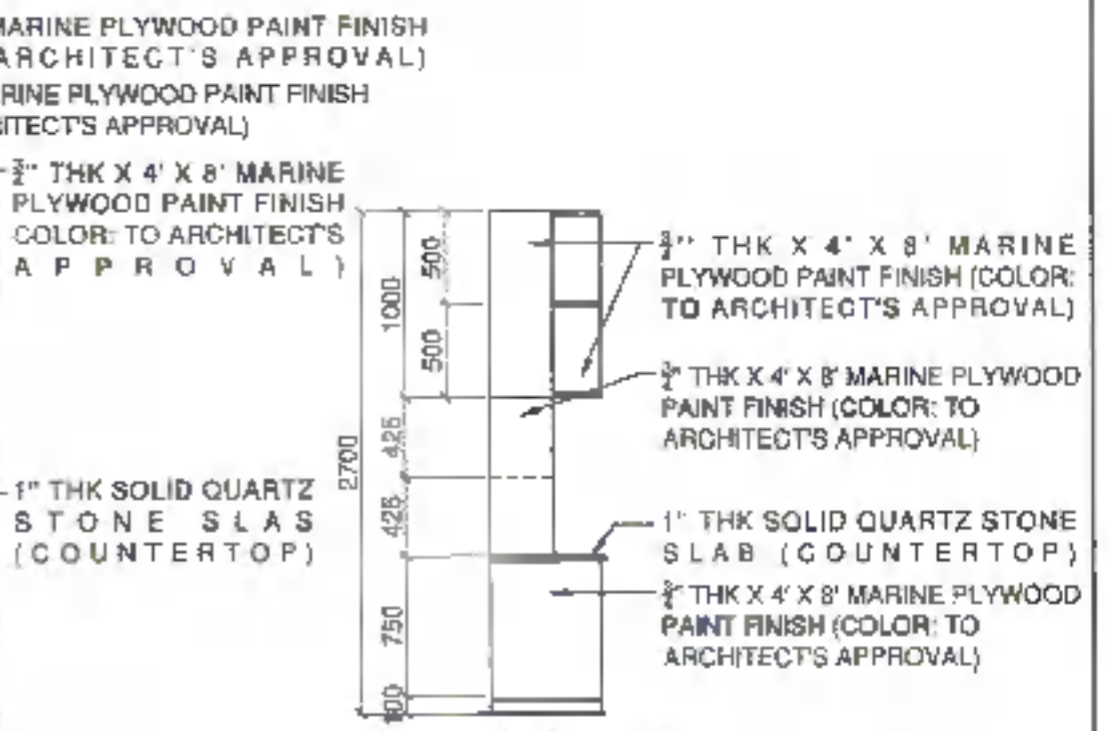
(CABINET 2)
REAR ELEVATION
SCALE: 1:40mtrs



(CABINET 1)
FRONT ELEVATION
SCALE: 1:40mtrs

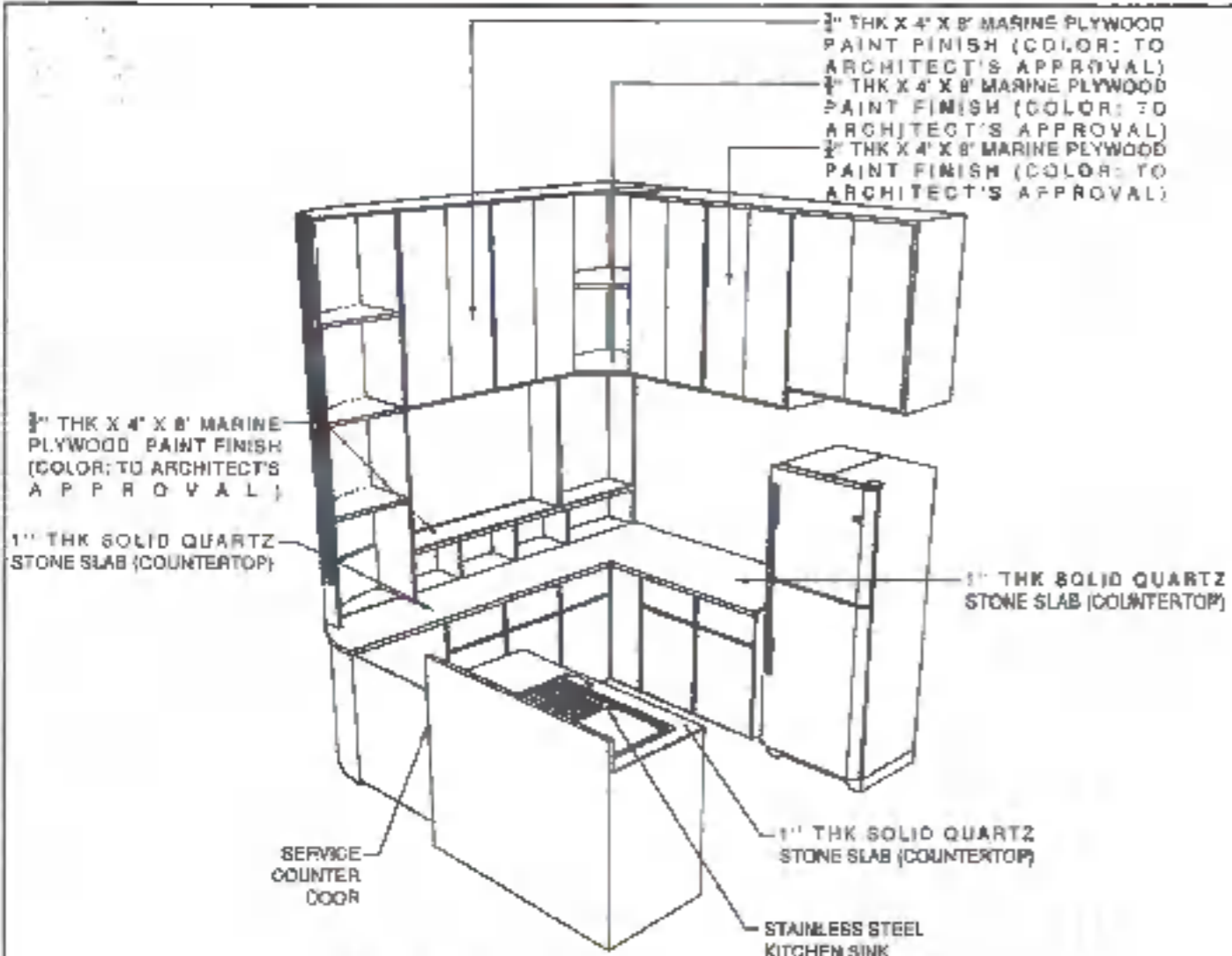


(CABINET 1)
REAR ELEVATION
SCALE: 1:40mtrs

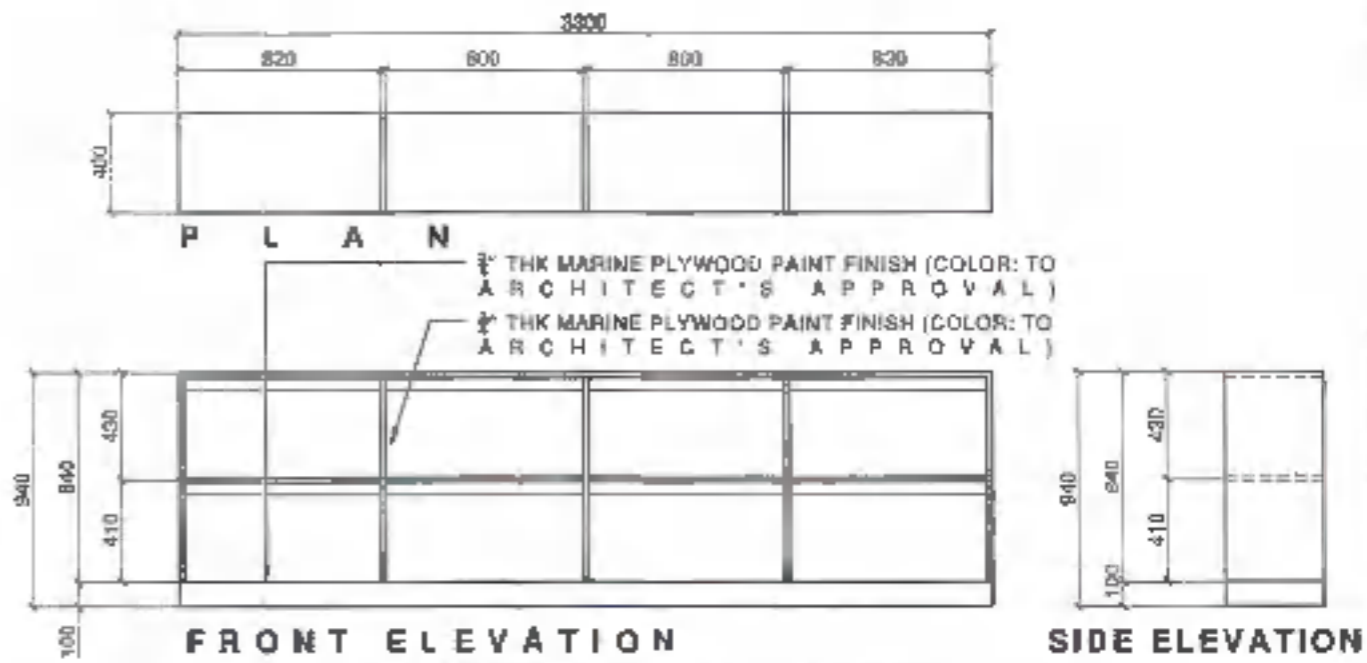


(CABINET 1)
RIGHT SIDE ELEVATION
SCALE: 1:40mtrs

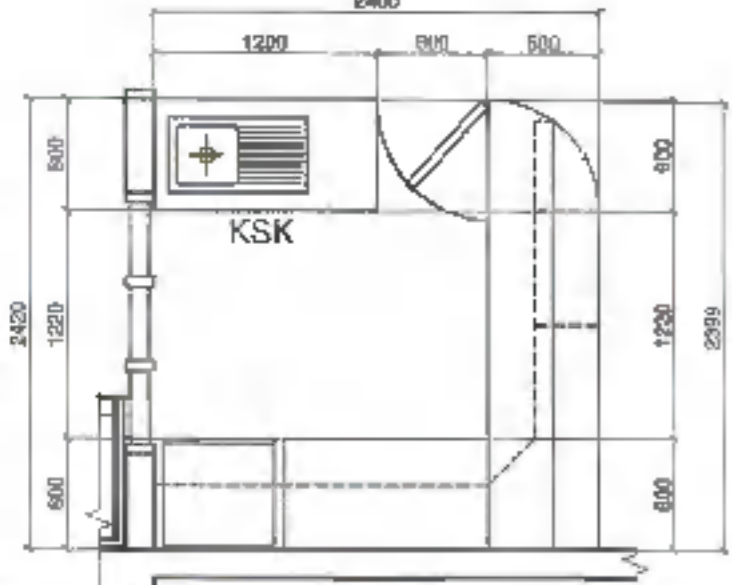
	DESIGNED BY:	PROJECT TITLE:	REQUESTOR:	RECOMMENDING APPROVAL:	RECOMMENDING APPROVAL:	APPROVED BY:	SHEET CONTENTS:	SHEET NO.:	
	ARCH. JOSEPH ANDREW L. SAHIAL, UAP UNIVERSITY ARCHITECT	CONSTRUCTION OF SCHOOL BUILDING COMPONENT FOR THE INCREASE IN CARRYING CAPACITY OF THE COLLEGE OF MEDICINE	DR. MOHAMMAD KHORRAMI, ABDULRAHMAN DEAN, COLLEGE OF MEDICINE	ARCH. JOSEPH ANDREW L. SAHIAL, UAP DIRECTOR OF PHYSICAL PLANT AND ENGINEERING SERVICES	DR. JOSE LITO D. MADRONAL VICE PRESIDENT FOR ADMIN AND FINANCE	DR. MA. CARMELITA OCHOTORENA VICE PRESIDENT		A06 0622	
	PRC-0010877 PDC-2796268 TEL: 8868-1558	ADDITIONAL INFO: UPLS, BAHAL ROAD BAHALVAHAR SAHARVAHAR CITY		PRC-0010877 PDC-2796268 TEL: 443-013-226			DRAFTED BY: PAOLO CATAQUENA		



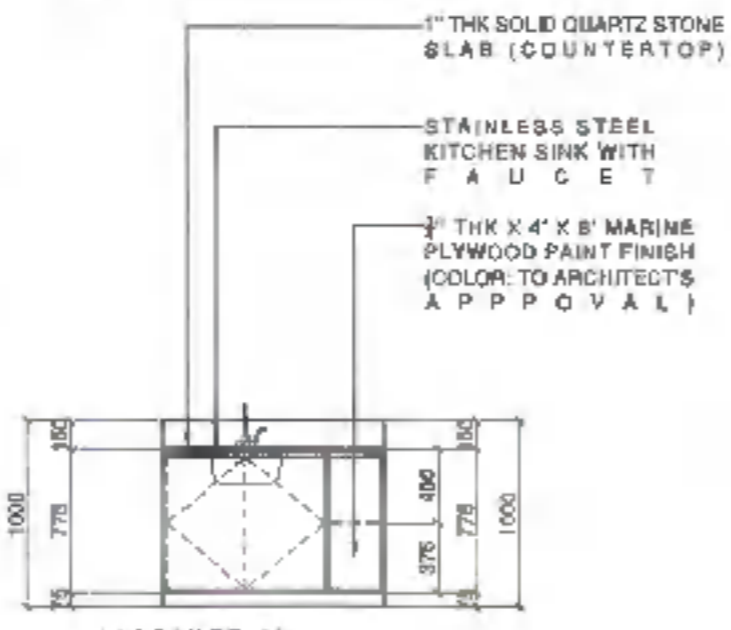
ISOMETRIC DIAGRAM
SCALE: 1:50 m/s



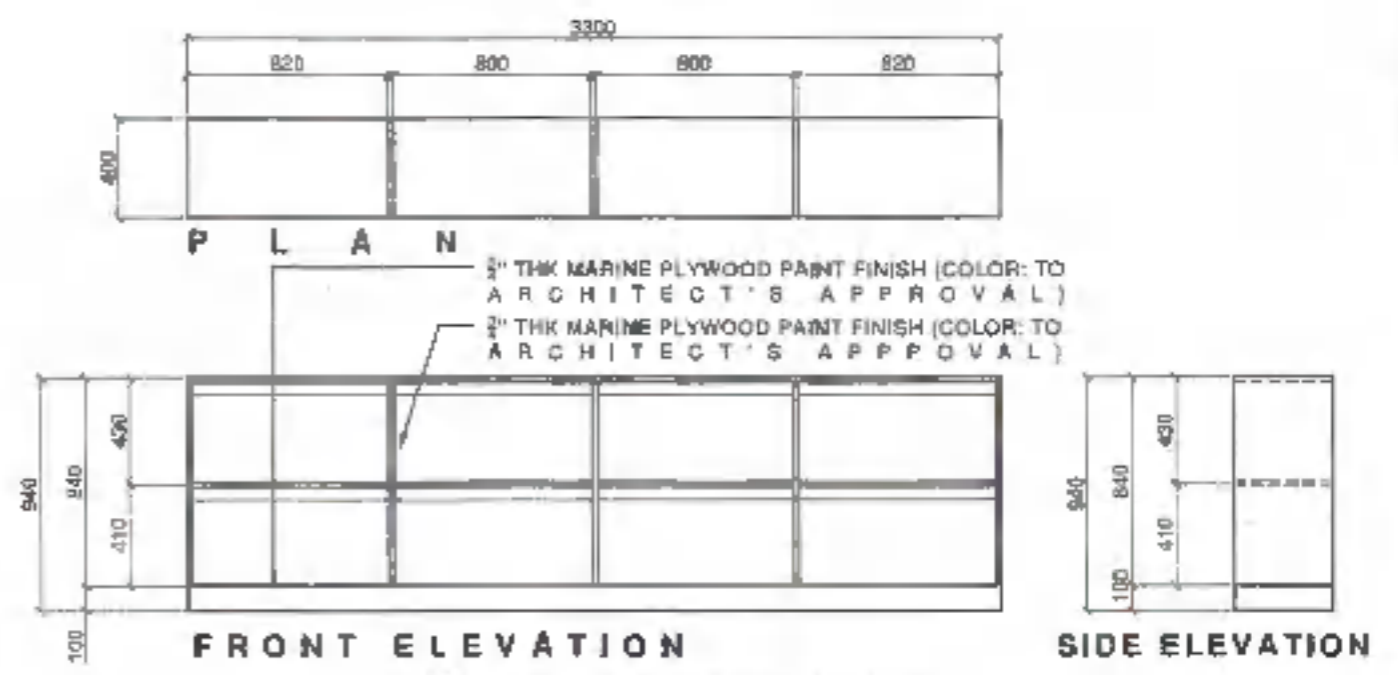
CABINET 5 DETAILS
SCALE: 1:30 m/s



(CABINET 3) KITCHENETTE PLAN
SCALE: 1:40 m/s

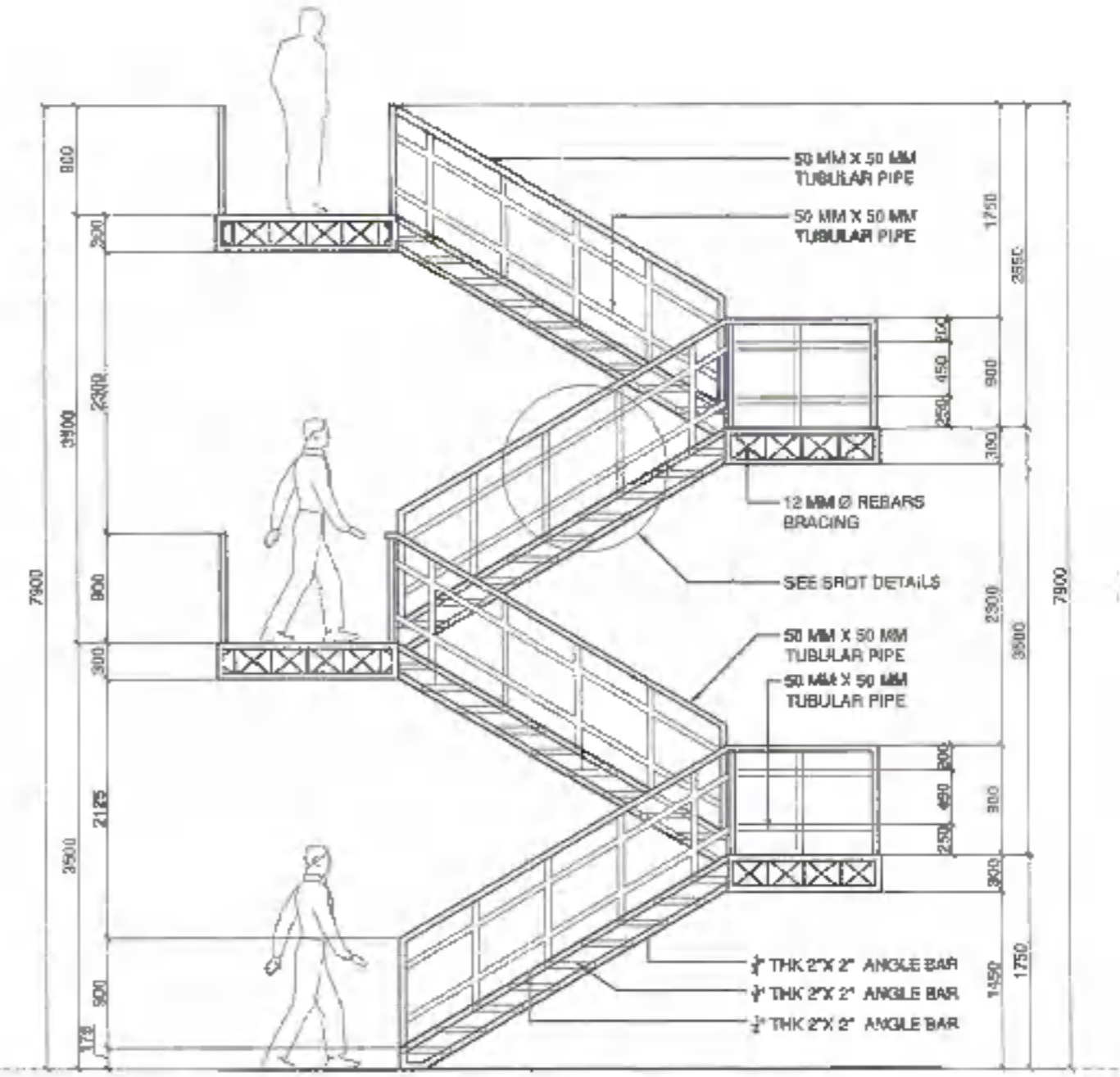
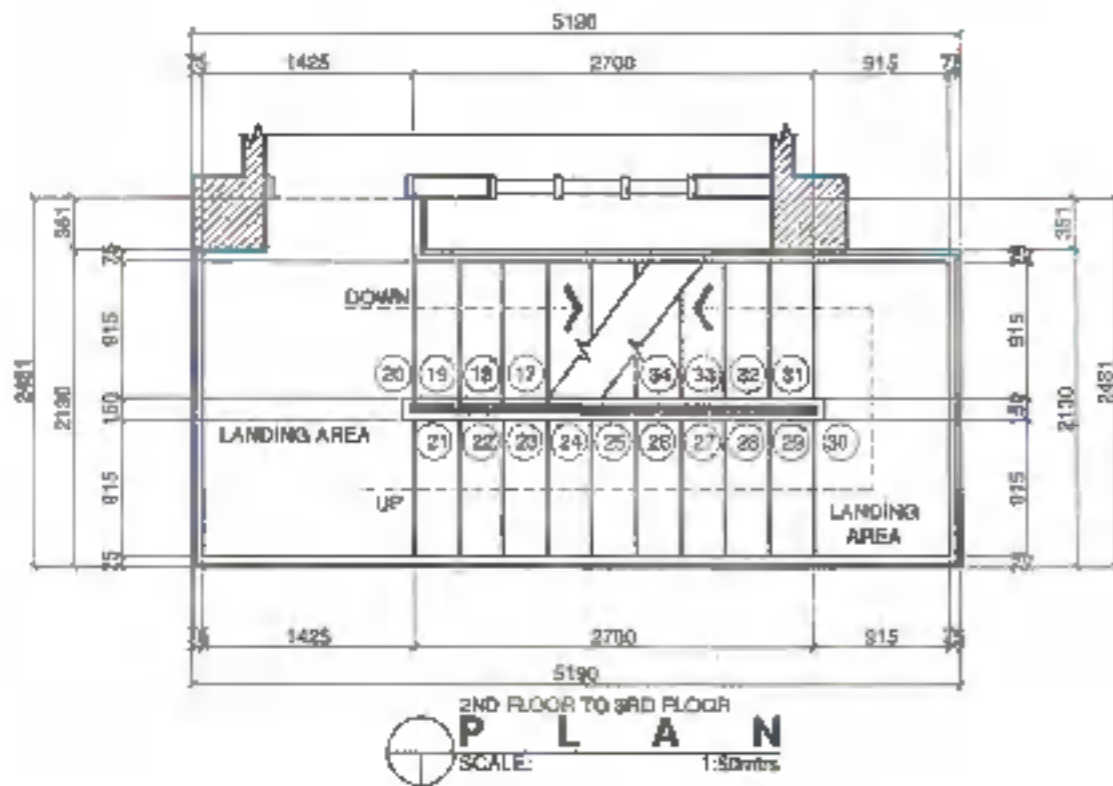
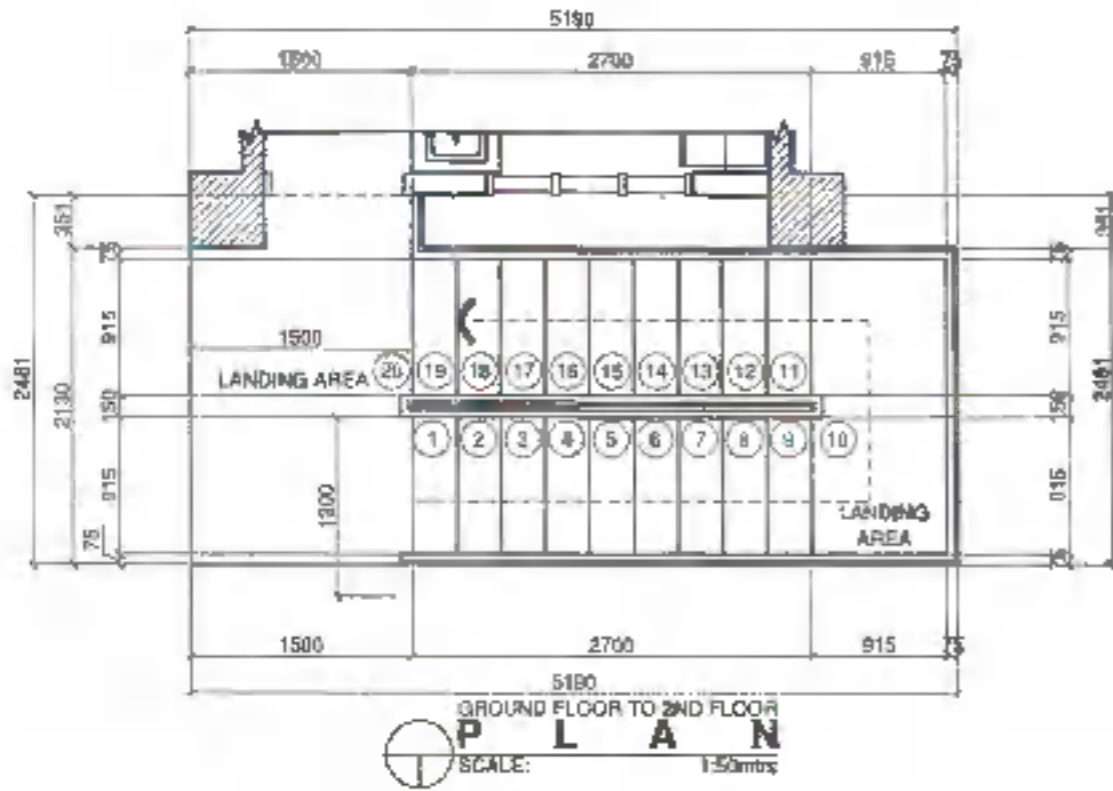


(CABINET 3) ELEVATION
SCALE: 1:40 m/s

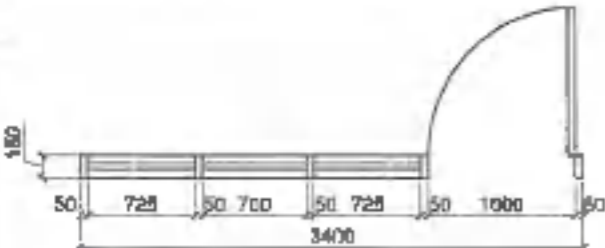
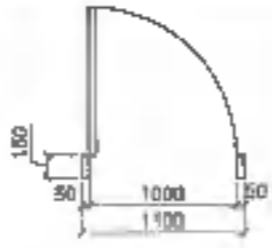
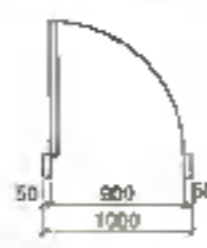

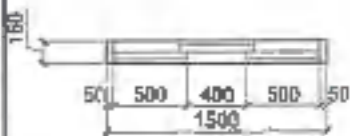
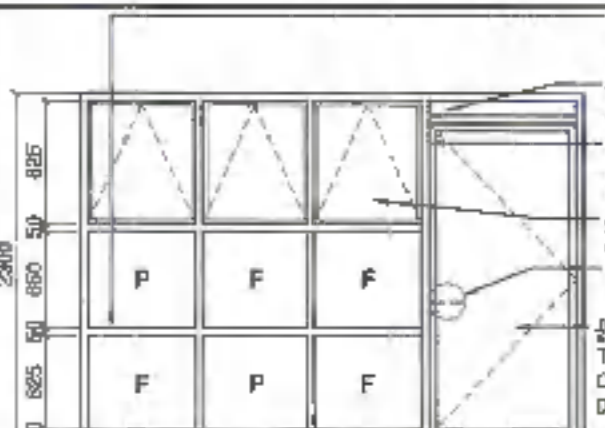

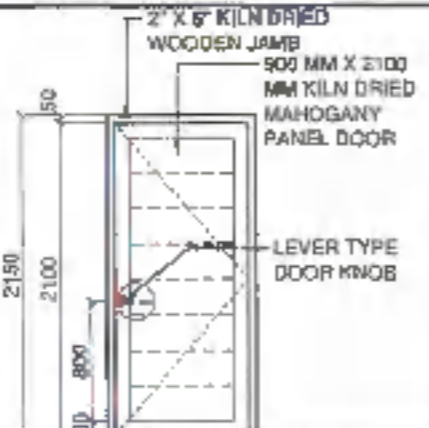
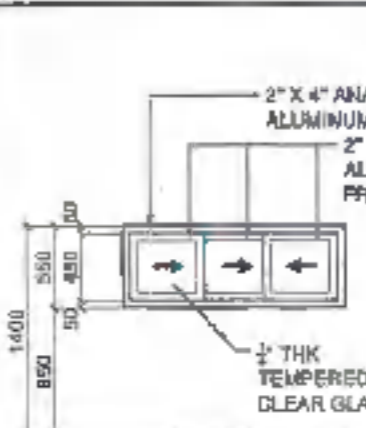
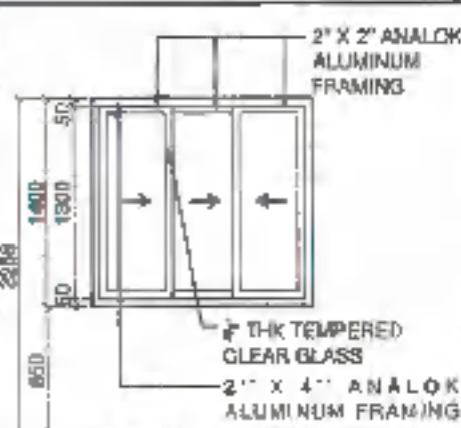


CABINET 5 DETAILS
SCALE: 1:30 m/s



	DESIGNED BY:	PROJECT TITLE:	RECOMMENDED BY:	RECOMMENDED APPROVAL:	RECOMMENDATIONS APPROVAL:	APPROVED BY:	SHEET CONTENTS:	SHEET NO:	
	ARCH. JOSEPH ANDREW L. SAMBALDAP UNIVERSITY ARCHITECT	CONSTRUCTION OF SCHOOL BUILDING COMPONENT FOR THE INCREASE IN CARRYING CAPACITY OF THE COLLEGE OF MEDICINE	DR. MOHAMMAD MOHAMMAD L. ALI DEAN, COLLEGE OF MEDICINE	ARCH. JOSEPH ANDREW L. SAMBALDAP DIRECTOR OPERATIONAL OFFICE AND ENGINEERING DEPARTMENT	DR. JOSEFITO D. MADRIGAL VICE PRESIDENT FOR ADMIN AND FINANCE	DR. MA. CARMELITA OCHOTORRES VICE PRESIDENT	0722	0722	
	PRC-401027 PPR-270209 TRF-445-813-033	ADDRESS: 10201 LOT 6, NORMAL ROAD, BULWANGA 2, DAVAO CITY		PRC-401027 PPR-270209 TRF-445-813-033			DRAFTED BY: PAOLO CATAUTAN		



	DESIGNED BY:	PROJECT TITLE:	REQUESTED BY:	RECOMMENDING APPROVAL:	RECOMMENDING APPROVAL:	APPROVED BY:	SHEET CONTENTS:	SHEET NO.:	
	ARCH. JOSEPH ANDREW L. SANJAL, IAP UNIVERSITY ARCHITECT	CONSTRUCTION OF SCHOOL BUILDING COMPONENT FOR THE INCREASE IN CARRYING CAPACITY OF THE COLLEGE OF MEDICINE	DR. MOHAMMAD KHAEM L. ABULMUAJID DEAN, COLLEGE OF MEDICINE	ARCH. JOSEPH ANDREW L. SANJAL, IAP DIRECTOR OF PHYSICAL PLANNING AND ENGINEERING SERVICES	DR. JOSEPHITO S. MADRIGAL VICE PRESIDENT FOR ADMIN AND FINANCE	DR. MA. CALEPIA OCHOTOREMA VICE PRESIDENT	DRAFTED BY: RACEL CATACTAN	A08 0822	
	PRG: 001607 PPN: 070220 TPN: 448-010-220	ADDRESS: WISMA LOTUS, NORMAL ROAD BALURASAY SANDANGANDA CITY		PRG: 001607 PPN: 070220 TPN: 448-010-220					

PLAN					
ELEVATION					
SCHEDULE	① FINISH FLOOR LINE	② FINISH FLOOR LINE	③ FINISH FLOOR LINE	④ FINISH FLOOR LINE	⑤ FINISH FLOOR LINE
SPECIFICATION	1/2" THK TEMPERED CLEAR GLASS WITH 2" X 2" ANALOK ALUMINUM FRAMING IN 2" X 4" ANALOK ALUMINUM DOOR JAMB WITH MATTE SS 304 LEVER TYPE DOOR KNOB (ANSI GRADE 2 HEAVY DUTY) WITH COMPLETE ACCESSORIES, 1/4" THK TEMPERED CLEAR GLASS AWNING WINDOW AND 1/2" THK CLEAR TEMPERED FIX GLASS IN 2" X 2" ANALOK ALUMINUM FRAMING	2 HOURS FIRE RATED SINGLE SWING STEEL PANEL DOOR WITH STEEL FRAME JAMB IN PRE-PAINTED MATTE GREY FINISHED WITH PANIC PUSH BAR AND DOOR CLOSER STANDARD ARM - DORMA	2" THK SOLID DOOR PANEL WITH 2" X 6" TRK MAHOGANY DOOR JAMB IN PAINTED FINISHED INCLUSIVE OF WITH MATTE SS 304 LEVER TYPE DOOR KNOB (ANSI GRADE 2 HEAVY DUTY) AND HEAVY DUTY BALL BEARING HINGES 3 NOS. WITH SCREW	1/2" THK TEMPERED CLEAR GLASS SLIDING WINDOW WITH 2" X 2" ANALOK ALUMINUM FRAMING IN 2" X 4" ANALOK ALUMINUM WINDOW JAMB	1/2" THK TEMPERED CLEAR GLASS SLIDING WINDOW WITH 2" X 2" ANALOK ALUMINUM FRAMING IN 2" X 4" ANALOK ALUMINUM WINDOW JAMB
LOCATION	GROUND FLOOR STUDENT ACTIVITY CENTER, SECOND FLOOR STUDENT ACTIVITY CENTER, THIRD FLOOR STUDENT ACTIVITY CENTER	SECOND FLOOR STUDENT ACTIVITY CENTER THIRD FLOOR STUDENT ACTIVITY CENTER	GROUND FLOOR ACTIVITY CENTER	GROUND FLOOR STUDENT ACTIVITY CENTER	SECOND FLOOR STUDENT ACTIVITY CENTER
SET	3 SET	2 SET	1 SET	1 SET	2 SETS

SCHEDULE OF DOORS AND WINDOWS
SCALE: 1:50MTRS

	DESIGNED BY:	PROJECT TITLE:	REQUESTOR:	RECOMMENDING APPROVAL:	RECOMMENDING APPROVAL:	APPROVED BY:	SHEET CONTENTS:	SHEET NO.:	
	ARCH. JOSEPH ANDREW L. GAMBALJAP UNIVERSITY ARCHITECT	CONSTRUCTION OF SCHOOL BUILDING COMPONENT FOR THE INCREASE IN CARRYING CAPACITY OF THE COLLEGE OF MEDICINE	DR. MOHAMMAD KHASHI L. ABDULMUNIR DEAN, COLLEGE OF MEDICINE	ARCH. JOSEPH ANDREW L. GAMBALJAP DIRECTOR OF PHYSICAL PLANT AND EQUIPMENT SERVICES	DR. JOSELYN D. MADRIGAL VICE PRESIDENT FOR ADMIN AND FINANCE	DR. MA. CARMEL OCHOYORINA VICE PRESIDENT	DRAFTED BY: FACLO CATROUTAN	A09 0922	
	PRJ: 874677	PTN: 275205	TOR: 445-012-003	DATE: 09/2022	REV: 01/02/22	TRK: 445-012-003			



SUPPLY SOLID WOOD CHAIR

MATERIAL

Solid Wood Lacquered Beechwood



SUPPLY SOLID WOOD TABLE (1.20M X 0.60M)

MATERIAL

Tabletop: Solid Wood
Legs: Steel



SUPPLY CHANDELIER

MATERIAL

6-Light Glass
Brass Finish
Adjustable Height



SUPPLY ERGONOMIC CHAIR

MATERIAL

Back frame/Armrest frame/Back bar:
Steel, Epoxy/Polyester Powder Coating

Armrest pad/foam:
Polyurethane foam

Seat Frame:
Layer glued wood veneer

Star base:
Aluminum, Epoxy/polyester powder coating

Fabric:
100% polyester



SUPPLY SOLID WOOD ROUND TABLE (120M DIA.)

MATERIAL

Table Surface: Ash veneer

Legs: Solid birch



SUPPLY PENDANT LIGHT

MATERIAL

Mat Black painted metal work
Glass white painted inner
Gold effect plated lamp holder
Adjustable Height



PURCHASE ITEM SPECIFICATION

NOT TO SCALE

	DESIGNED BY	PROJECT TITLE	REQUIREMENT OWNER	RECOMMENDING APPROVAL	RECOMMENDING APPROVAL	APPROVED BY	SHEET CONTENTS	SHEET NO.	
	ARCH. JOSEPH ANDREW L. SARRALURIP UNIVERSITY ARCHITECT	CONSTRUCTION OF SCHOOL BUILDING COMPONENT FOR THE INCREASE IN CARRYING CAPACITY OF THE COLLEGE OF MEDICINE	DR. MOHAMMAD KROMI L. ABDULMANAN DEAN, COLLEGE OF MEDICINE	ARCH. JOSEPH ANDREW L. SARRALURIP DIRECTOR OF PHYSICAL PLANNING AND ENGINEERING SERVICES	DR. JOSE LITO D. MARRONAL VICE PRESIDENT FOR ADMIN AND FINANCE	DR. MA. CAROLINA DEHOTORENA VICE PRESIDENT	DRAFTED BY MR. REBECCA ARBISO	A10 22	
POC: 041877 PTK: 078884 TEL: 440-017-884	Location: (nil) City: (nil) State: (nil) Zip: (nil)	POC: 0010877 PTK: 078884 TEL: 440-017-884							

CONSTRUCTION NOTES & SPECIFICATIONS

A. GENERAL

1. All construction shall be in accordance with the approved drawings and specifications.
2. The contractor shall be responsible for obtaining all necessary permits and approvals from the relevant authorities.
3. The contractor shall ensure that all materials and workmanship are of the highest quality and meet the requirements of the specifications.
4. The contractor shall maintain a clean and safe construction site at all times.

B. CONCRETE & REINFORCEMENT

1. All concrete shall be cast in accordance with the approved drawings and specifications.
2. The concrete shall be of the grade specified in the drawings and shall be tested and certified by a competent authority.
3. All reinforcement shall be installed in accordance with the approved drawings and specifications.
4. The reinforcement shall be made of high yield strength deformed bars and shall be lap spliced in accordance with the provisions of the specifications.

NO.	DESCRIPTION	UNIT	QUANTITY	REMARKS
1	CONCRETE	m ³	1000	
2	REINFORCEMENT	kg	5000	

C. FINISHES

1. All finishes shall be applied in accordance with the approved drawings and specifications.
2. The finishes shall be of the grade specified in the drawings and shall be tested and certified by a competent authority.

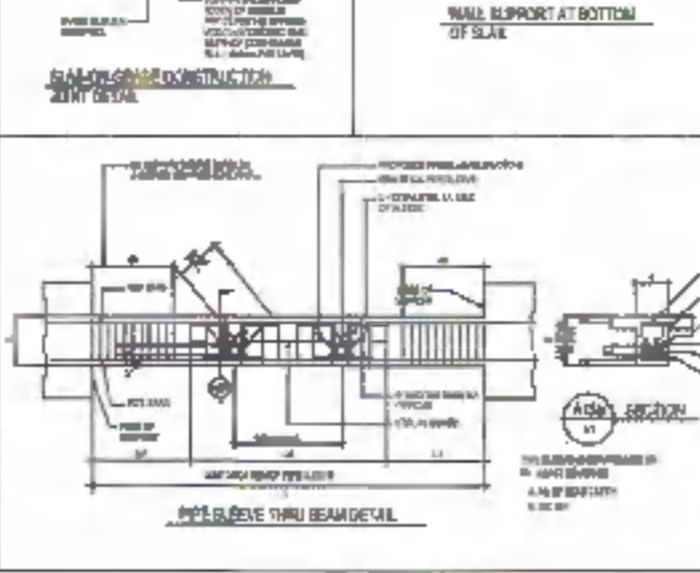
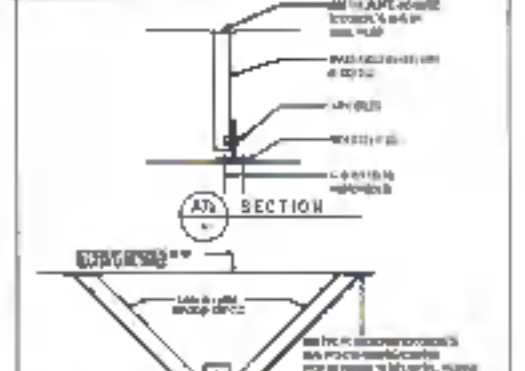

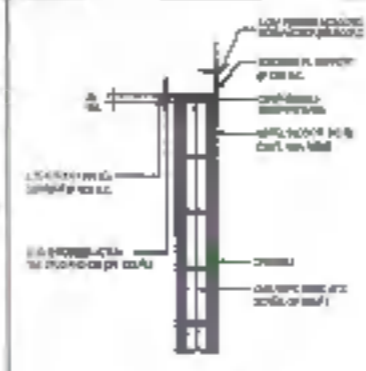
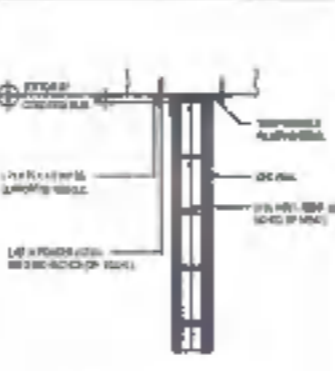

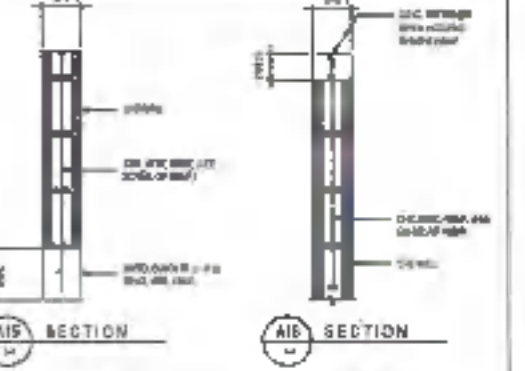
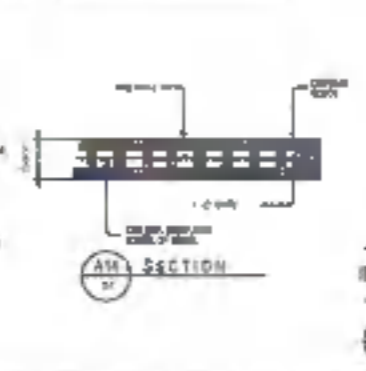
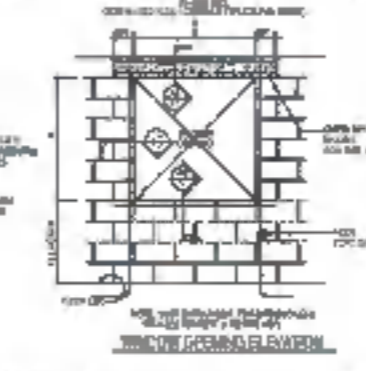
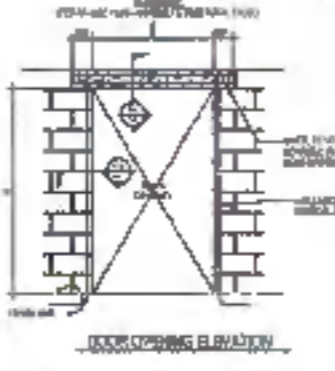
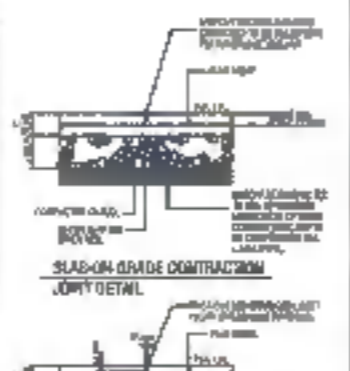
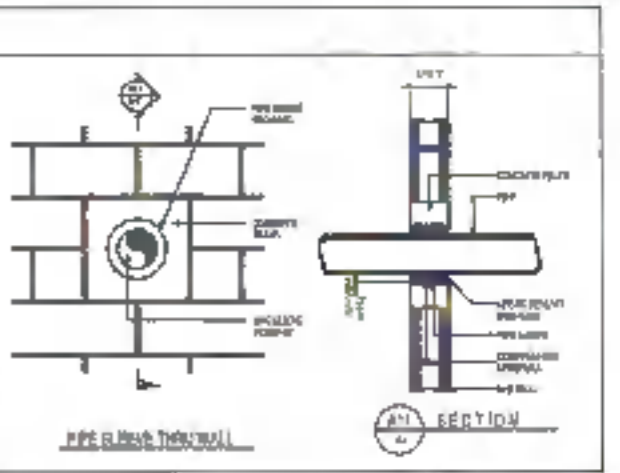
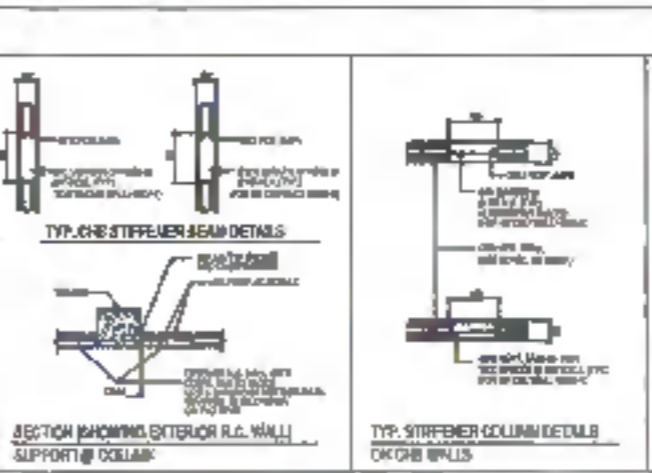
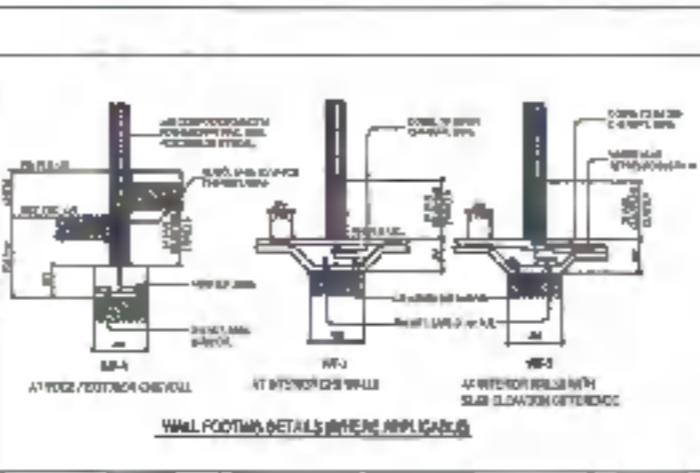
D. NOTES ON REINFORCEMENT

1. All reinforcement shall be installed in accordance with the approved drawings and specifications.
2. The reinforcement shall be made of high yield strength deformed bars and shall be lap spliced in accordance with the provisions of the specifications.

NOTES ON REINFORCEMENT

1. All reinforcement shall be installed in accordance with the approved drawings and specifications.
2. The reinforcement shall be made of high yield strength deformed bars and shall be lap spliced in accordance with the provisions of the specifications.
3. The reinforcement shall be installed in accordance with the approved drawings and specifications.
4. The reinforcement shall be made of high yield strength deformed bars and shall be lap spliced in accordance with the provisions of the specifications.

NO.	DESCRIPTION	UNIT	QUANTITY	REMARKS
1	CONCRETE	m ³	1000	
2	REINFORCEMENT	kg	5000	



PARAMETERS

PARAMETER	UNIT	VALUE
CONCRETE GRADE		M20
REINFORCEMENT		Fe 415

TABLE OF LAP SPlice & ANCHORAGE LENGTH

LAP LENGTH	ANCHORAGE LENGTH	DEVELOPMENT LENGTH		ANCHORAGE LENGTH	
		BAR	WIRE	BAR	WIRE
40d	30d	40d	30d	40d	30d
45d	35d	45d	35d	45d	35d
50d	40d	50d	40d	50d	40d
55d	45d	55d	45d	55d	45d
60d	50d	60d	50d	60d	50d
65d	55d	65d	55d	65d	55d
70d	60d	70d	60d	70d	60d
75d	65d	75d	65d	75d	65d
80d	70d	80d	70d	80d	70d
85d	75d	85d	75d	85d	75d
90d	80d	90d	80d	90d	80d
95d	85d	95d	85d	95d	85d
100d	90d	100d	90d	100d	90d

NOTES

1. All reinforcement shall be installed in accordance with the approved drawings and specifications.
2. The reinforcement shall be made of high yield strength deformed bars and shall be lap spliced in accordance with the provisions of the specifications.
3. The reinforcement shall be installed in accordance with the approved drawings and specifications.
4. The reinforcement shall be made of high yield strength deformed bars and shall be lap spliced in accordance with the provisions of the specifications.

	DESIGNED BY ENGR. AHMED ZAHEDI TECHNICAL ASSOCIATE	PROJECT TITLE CONSTRUCTION OF SCHOOL BUILDING COMPONENT FOR THE INCREASE IN CARRYING CAPACITY OF THE COLLEGE OF MEDICINE	REQUISITIONER DR. MOHAMMAD KHASIM I. ABULMAJID DEAN, COLLEGE OF MEDICINE	RECOMMENDED APPROVAL ARCH. JOSEPH ANDREW K. BAIBALIAN DIRECTOR OF POSTGRAD. PLANT AND ENVIRONMENTAL SERVICES	RECOMMENDED APPROVAL DR. JOSEPH D. BAIBALIAN VICE PRESIDENT FOR ADMIN. AND FINANCE	APPROVED BY DR. M. S. CAROL A. OCHOAIBREDA WROU-PRESIDENT	SHEET CONTENTS CONCRETE ABDUL AZHAR	SHEET NO. S01 1022	
	PRC: 0148752 PTH: 2220280 TEL: 450-720-117	LOCATION K. V. V. 10/10, MOGAL ROAD, BELLARY ROAD, BANGALORE CITY	PNO: 08 15677 PTR: 276888 TEL: 450-016-036						

STANDARD NOTES & SPECIFICATIONS

NOTES ON SPlicing:

1. CENTER LINE OF SPlice SHALL BE WITHIN CENTER HALF OF CLEAR COLUMN HEIGHT.
2. LAP LENGTH OF 1/4 COLUMN HEIGHT SHALL BE 44 IN FOR SMALLEST COLUMN DIMENSION & SHALL NOT BE GREATER THAN 1200mm (4 FT).
3. WHEN WELDED SPlices ON MECHANICAL CONNECTION ARE USED, WELD SHALL BE WITHIN 1/4 COLUMN HEIGHT FROM TOP OR BOTTOM OF SPlicing AREA WITH 100mm (4 IN) MINIMUM DISTANCE BETWEEN SPlices (SEE 101.14 NOTE).
4. NOT MORE THAN ONE OF THE WELDED SPlices WITHIN THE REINFORCING LAP LENGTH.

NOTE: 1. PROVIDE THREE SECTIONAL VIEW DETAILS CHANGING PLACE WITH DIMENSION DOTTED LINE PARALLEL TO AXIS OF COLUMN. Apply to the details of splicing reinforcement in the column.

2. SEE ARCHITECTURAL MEMORANDUM, PLAN FOR SLAB OPENING LOCATION

NOTE: 1. LAP LENGTH SHALL BE 44 IN (1115 mm) FOR ALL REINFORCING BARS.

2. SEE ARCHITECTURAL MEMORANDUM, PLAN FOR SLAB OPENING LOCATION

FOR SUSPENDED SLAB

NOTE: 1. LAP LENGTH SHALL BE 44 IN (1115 mm) FOR ALL REINFORCING BARS.

NOTES ON HORIZONTAL LAPS:

1. LAPS SHALL BE PLACED AT DIFFERENT LEVELS FOR ALL REINFORCING BARS.
2. LAPS SHALL BE PLACED AT DIFFERENT LEVELS FOR ALL REINFORCING BARS.
3. LAPS SHALL BE PLACED AT DIFFERENT LEVELS FOR ALL REINFORCING BARS.
4. LAPS SHALL BE PLACED AT DIFFERENT LEVELS FOR ALL REINFORCING BARS.
5. LAPS SHALL BE PLACED AT DIFFERENT LEVELS FOR ALL REINFORCING BARS.

TABLE 1: TYP. CONCRETE BEAMS OVER CONSTRUCTION JOINT

NO. OF BARS	MIN. LAP LENGTH
1-2	44 IN TO 1200mm
3-4	44 IN TO 1200mm
5-6	44 IN TO 1200mm
7-8	44 IN TO 1200mm
9-10	44 IN TO 1200mm

TABLE 2: WALL BASE REINFORCING AT FLOOR WITH DEPRESSION

BAR SIZE	MIN. LAP LENGTH
#4	44 IN
#5	44 IN
#6	44 IN
#7	44 IN
#8	44 IN

TABLE 3: COLUMN LAP SPlice AND EXT. JOINT TO COLUMN CONNECTION DETAILS

TABLE 4: TYP. EDGE OF SLAB ON GRADE

TABLE 5: TYP. CHB PARTITION ON SUSPENDED SLAB

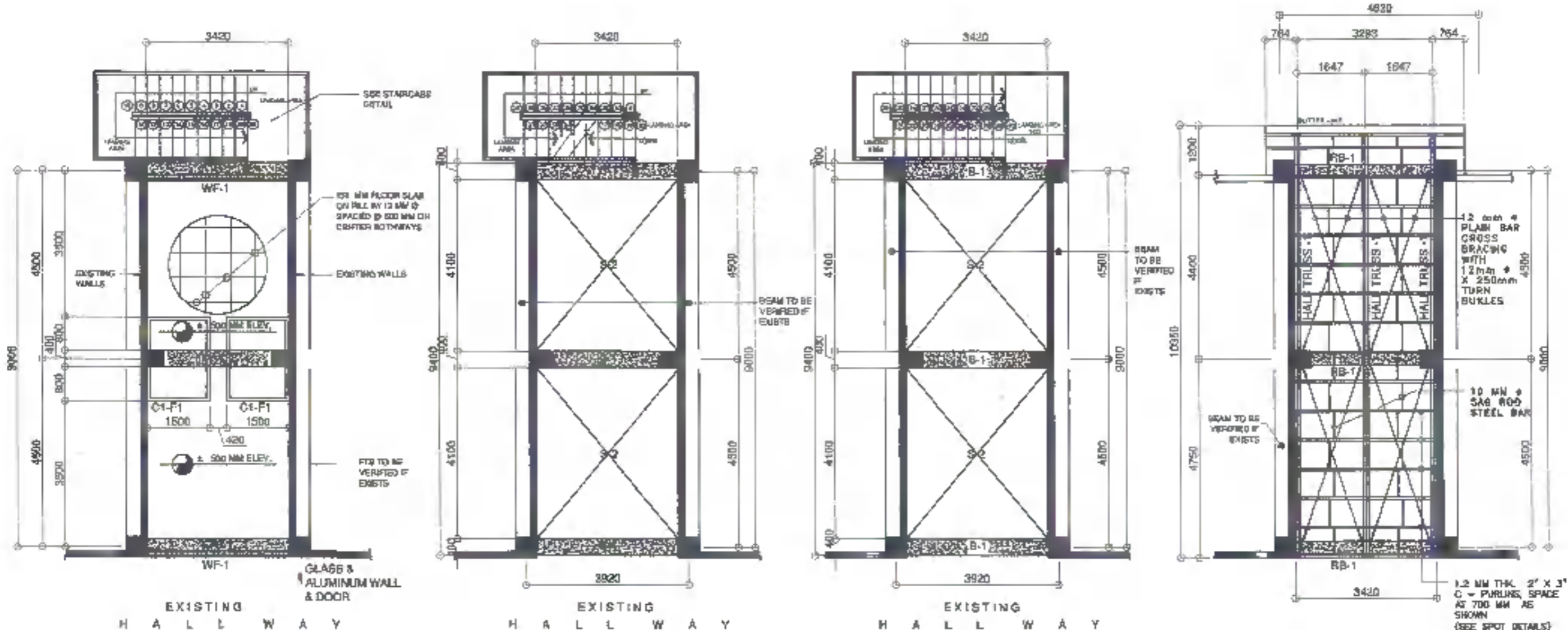
TABLE 6: TYP. STANDARD END HOOK DETAILS

TABLE 7: TYP. CHB PARTITION ON SUSPENDED SLAB

TABLE 8: LENGTH OF WELD & GUSSET PLATE DETAILS

TABLE 9: ANGLE IRON DETAILS

	DESIGNED BY: ENGR. ANTHONY M. GARCIA, MS, SE TECHNICAL ASSISTANT	PROJECT TITLE: CONSTRUCTION OF SCHOOL BUILDING COMPONENT FOR THE INCREASE IN CARRYING CAPACITY OF THE COLLEGE OF MEDICINE	REQUIREMENT: DR. MOHAMMAD KHASIM I. ABDULMAJID DEAN, COLLEGE OF MEDICINE	RECOMMENDING APPROVAL: ARCH. JOSEPH ANDREW X. SARRAL, IAP DIRECTOR OF PHYSICAL PLANT AND ENGINEERING SERVICES	RECOMMENDING APPROVAL: DR. JOSEFITO D. MADRORAL VICE PRESIDENT FOR ADMIN AND FINANCE	APPROVED BY: DR. MA. CARMEL A. OCHTODRENA VICE PRESIDENT	DWG. CONTAINS: SHEET NO. S02 11/22 CREATED BY: MEGAN AGARDO	
	PRE: 0144753 PIR: 000000 TEL: 442-700-147	Location: 8336 LAYO, ORSAMA, BULACAN, BANGALAWAN ZAMBANG CITY	PRE: 0010577 PIR: 010208 TEL: 442-413-238					




FOUNDATION PLAN
SCALE: 1:75 unless otherwise noted

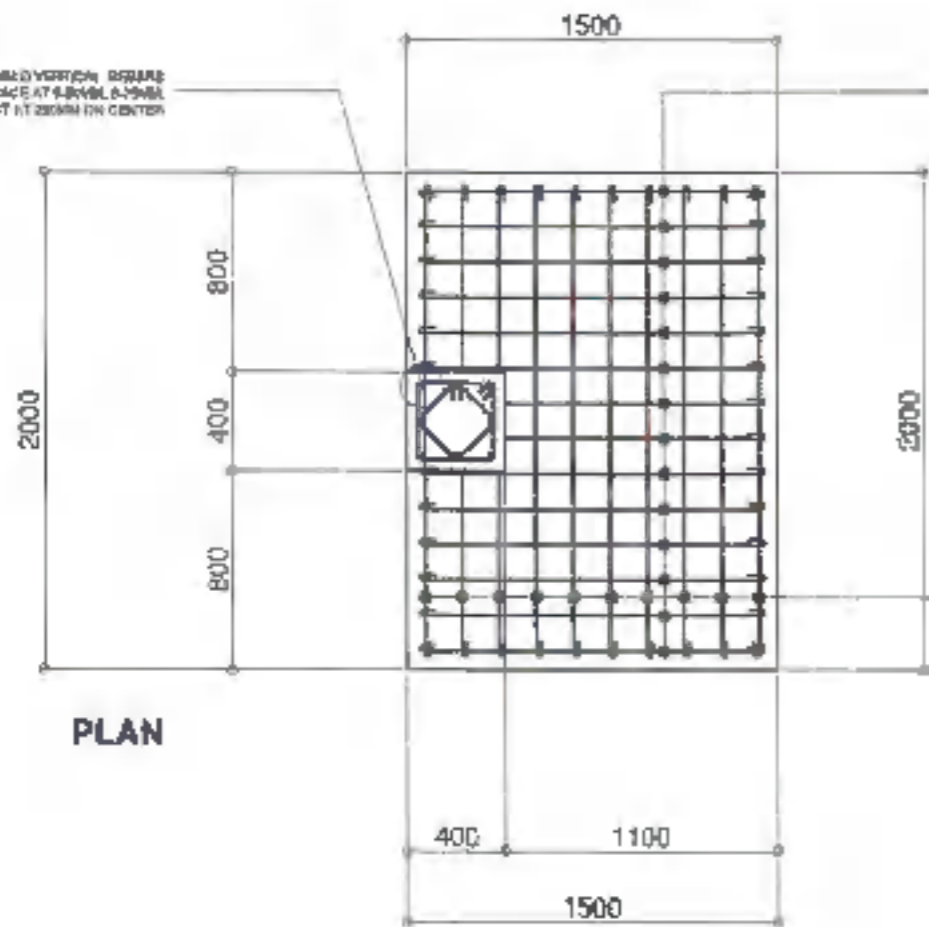
SECOND FLOOR PLAN
SCALE: 1:75 unless otherwise noted

THIRD FLOOR PLAN
SCALE: 1:75 unless otherwise noted

ROOF FRAMING PLAN
SCALE: 1:75 unless otherwise noted

	DESIGNER BY: ENGR. AHMED YUSOFF BIN MOHAMED TECHNICAL ASSOCIATE	PROJECT TITLE: CONSTRUCTION OF SCHOOL BUILDING COMPONENT FOR THE INCREASE IN CARRYING CAPACITY OF THE COLLEGE OF MEDICINE	REGULATORY: DR. MOHAMMAD KHASIM L. ABDUL RAJID DEAN, COLLEGE OF MEDICINE	RECOMMENDING APPROVAL: ARCH. ANDREW ANDREW L. SAHIAL UAP DIRECTOR OF PHYSICAL PLANNING AND ENGINEERING SERVICES	RECOMMENDING APPROVAL: DR. JOSEPH D. MADRORRAL VICE PRESIDENT FOR ADMIN AND FINANCE	APPROVED BY: DR. BA. CARLY A. OCHOTONIMA VICE PRESIDENT	CHECKED BY: RENGKAW ABANTO	SHEET NO. S03 1222		
	PROJECT NO.: 014673 PROJECT CODE: 121000-123-147	LOCATION: 11, JALAN SUTERA, 40100 KUALA LUMPUR, MALAYSIA	DATE: 2023/12/22	PROJECT NO.: 014673 PROJECT CODE: 121000-123-147	PROJECT NO.: 014673 PROJECT CODE: 121000-123-147	PROJECT NO.: 014673 PROJECT CODE: 121000-123-147	PROJECT NO.: 014673 PROJECT CODE: 121000-123-147	PROJECT NO.: 014673 PROJECT CODE: 121000-123-147	PROJECT NO.: 014673 PROJECT CODE: 121000-123-147	PROJECT NO.: 014673 PROJECT CODE: 121000-123-147
	PROJECT NO.: 014673 PROJECT CODE: 121000-123-147									

3 - 20 MM VERTICAL REBARS WITH 10 MM @ 100mm SPACE AT 400MM, 5-10MM @ 100MM, 7-10MM REBAR AT 200MM (IN CENTER)



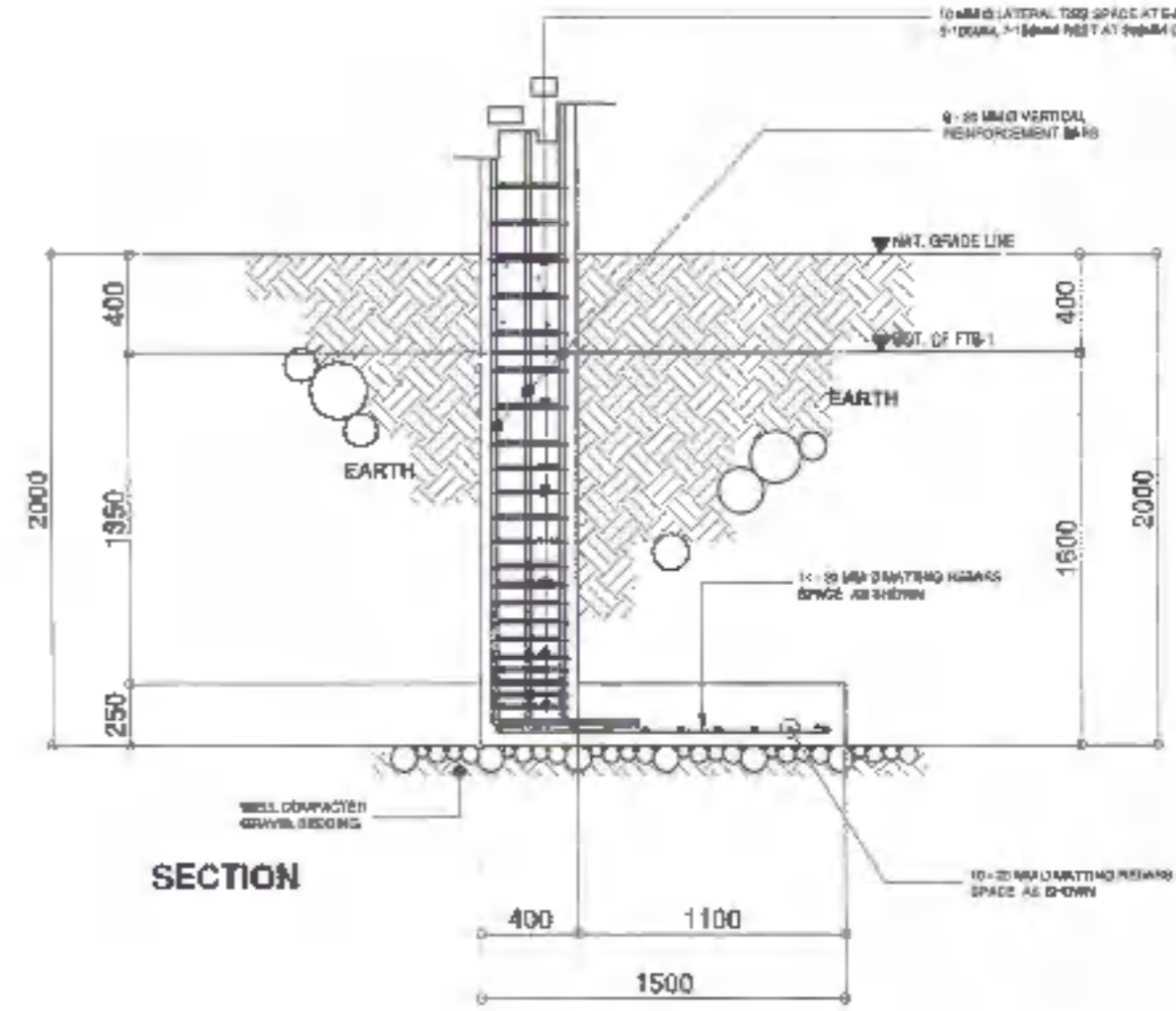
PLAN

14 - 20 MM Ø BATTING REBARS SPACE AS SHOWN

10 - 20 MM Ø BATTING REBARS SPACE AS SHOWN



10 MM Ø LATERAL TIE SPACE AT 400MM, 5-10MM @ 100MM, 7-10MM REBAR AT 200MM (IN CENTER)

9 - 20 MM Ø VERTICAL REINFORCEMENT BARS

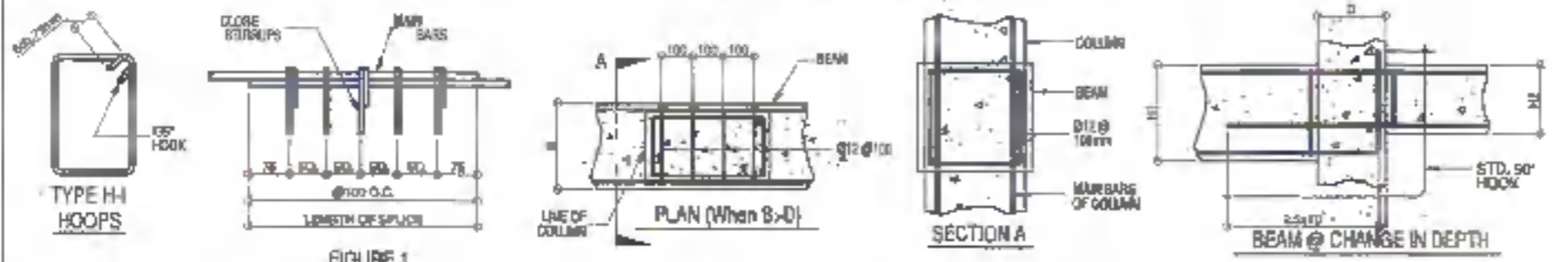
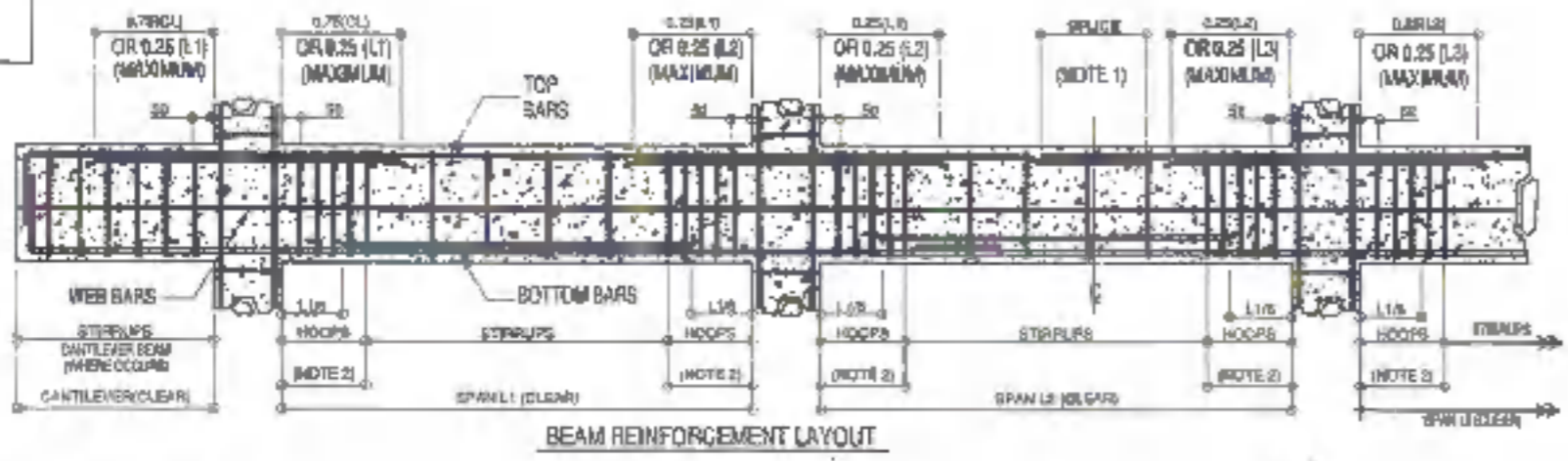


SECTION

TYPICAL DETAIL OF C1-F1
SCALE: 1:400

	DESIGNED BY: ENGR. AHMED HANAN ABANTO, MS-STE TECHNICAL ASSOCIATE	PROJECT TITLE: CONSTRUCTION OF SCHOOL BUILDING COMPONENT FOR THE INCREASE IN CARRYING CAPACITY OF THE COLLEGE OF MEDICINE	REQUESTOR: DR. BASHIR ALI, MBChB, PhD DEAN, COLLEGE OF MEDICINE	RECOMMENDING APPROVAL: ARCH. JOSEPH ANDREW L. SANSAL, UAP DIRECTOR OF PHYSICAL PLANNING AND ENGINEERING SERVICES	RECOMMENDING APPROVAL: DR. JOSE TO E. MARIÑAL VICE PRESIDENT FOR ADMIN AND FINANCE	APPROVED BY: DR. MA. CARYL A. OCHOTORENA VICE PRESIDENT	SHEET CONTENTS: DRAFTED BY: REYDAN ABANTO	SHEET NO. S04 1322	
	PRJ: 0144701 FID: 002030 TEL: 05-733-147	ADDRESS: AYUD LOT 2, ROSMINE ROAD BAZOVALI ZAMBANGALA CITY	PRJ: 048677 PTEL: 078996 TEL: 4501533						

LEGEND:
 • C - DEPTH OF COL.
 • H/2 - DEPTH OF BEAM
 • B - WIDTH OF BEAM



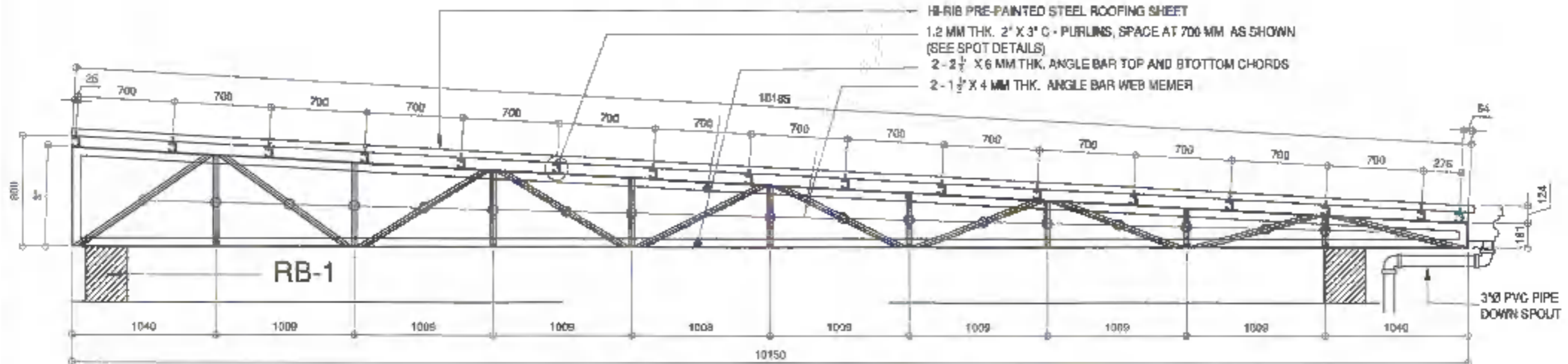
- NOTES:
1. LOCATE TOP BAR SPLICES AT MIDSPAN OF BEAM. LENGTH OF SPLICE = 40 DIA. OF BAR.
 2. LOCATE BOTTOM BAR SPLICES AWAY FROM COLUMN FACE EQUAL TO 2 TIMES BEAM HEIGHT (H) (i.e. d, ho) @ 2 X H; LENGTH OF SPLICE = 40 DIA. OF BAR.
 3. PROVIDE CLOSE STIRRUP ALONG LENGTH OF SPLICING EQUAL (SEE FIGURE 1) TO 100mm O.C.

- STIRRUPS:
- ST-1 = $\emptyset 10 \square 1 @ 50, 4 @ 100, 4 @ 150$ REST @ 200 MM OC TO
 - ST-2 = $\emptyset 10 \square 1 @ 50, 8 @ 100, 4 @ 150$ REST @ 200 MM OC TO
 - ST-3 = $\emptyset 12 \square 1 @ 50, 12 @ 100, 8 @ 150$ REST @ 200 MM OC TO
 - ST-4 = $\emptyset 10 \square 2 @ 50, 8 @ 100, 4 @ 150$ REST @ 200 MM OC TO
 - ST-5 = $\emptyset 10 \square 2 @ 50, 10 @ 100, 8 @ 150$ REST @ 200 MM OC TO END
 - ST-6 = $\emptyset 12 \square 2 @ 50, 12 @ 100, 10 @ 150$ REST @ 200 MM OC TO END (2PCS)
 - ST-7 = $\emptyset 12 \square 2 @ 50, 12 @ 100, 10 @ 150$ REST @ 200 MM OC TO C.L. (2PCS)

FLOOR LEVEL	BEAM MARK	SIZE (MM)		MAIN BAR	BEAM REINFORCEMENT						STIRRUPS
		WIDTH (B)	HEIGHT (H)		CONT.		MIDSPAN		DISCONT.		
					TOP	BOT.	TOP	BOT.	TOP	BOT.	
FOUNDATION	FTB-1	400	300	$\emptyset 16$	5	3	4	4	5	4	ST-1
	WF-1	250	400	$\emptyset 12$		3				3	
	ZOGALD	250	300	$\emptyset 12$		3				3	
SECOND FLOOR LEVEL	B1	400	300	$\emptyset 16$	7	3	3	5	7	3	ST-4
THIRD FLOOR LEVEL	B1	400	500	$\emptyset 16$	7	3	3	5	7	3	ST-4
ROOF LEVEL	RB-1	300	400	$\emptyset 16$	5	3	3	4	5	3	ST-4

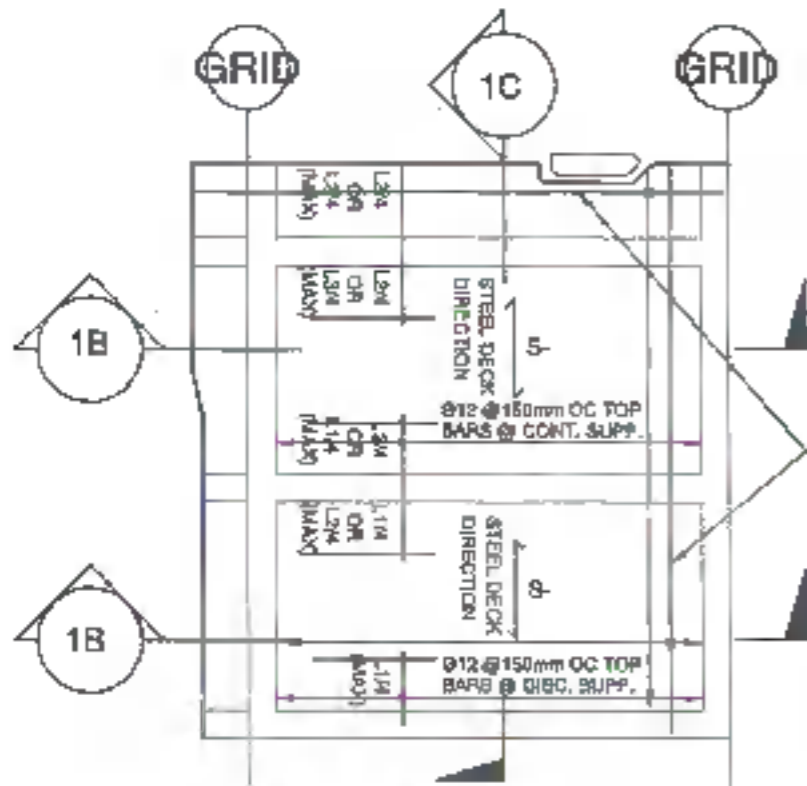
NOTE: CAMBER REQUIREMENTS: 1. UNLESS OTHERWISE NOTED ON THE PLANS OR SPECIFICATIONS, CAMBER ALL R.C. BEAMS AT LEAST 10mm FOR EVERY 400mm OF CLEAR SPAN EXCEPT CANTILEVERS WHICH SHALL BE 0mm FOR EVERY 200mm OF CLEAR SPAN.

TYPICAL BEAM DETAIL & SCHEDULE
 SCALE: MTB



HALF-TRUSS 1 DETAIL
 SCALE: 1 : 30 mbs

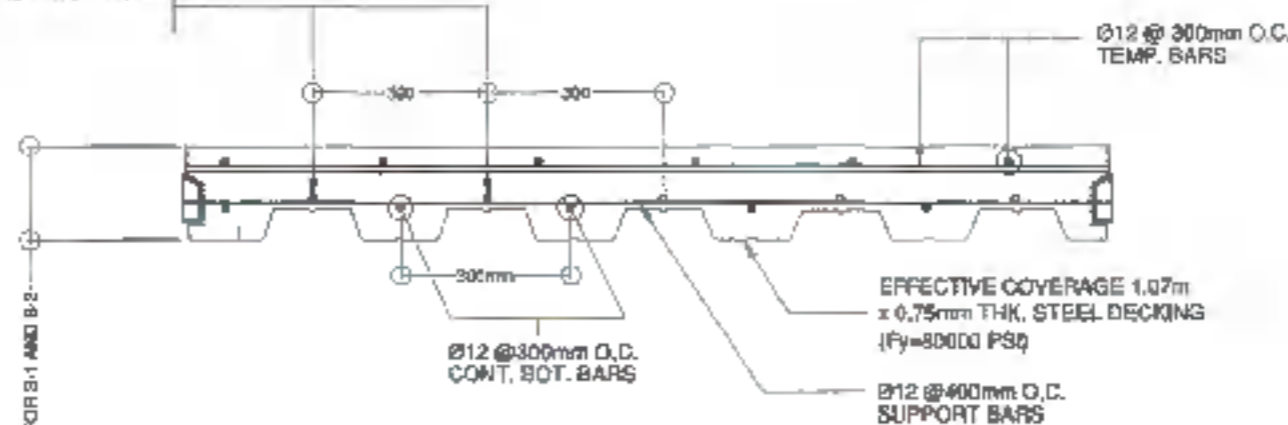
	DESIGNED BY: ENGR. AHMED AMIN ABDULRAHMAN TECHNICAL ASSOCIATE	PROJECT TITLE: CONSTRUCTION OF SCHOOL BUILDING COMPONENT FOR THE INCREASE IN CARRYING CAPACITY OF THE COLLEGE OF MEDICINE	REVISIONS: DR. MOHAMMAD KHADEM L. ABDULMAJID DEAN, COLLEGE OF MEDICINE	RECOMMENDING APPROVAL: ARCH. JOSEPH ANDREW L. BARRAL, IAP DIRECTOR OF PHYSICAL PLANT AND ENGINEERING SERVICES	RECOMMENDING APPROVAL: DR. JOSEPH D. MADRORRAL VICE PRESIDENT FOR ADMIN AND FINANCE	APPROVED BY: DR. ISA. CAROL A. OCHOTOREM VICE-PRESIDENT	SHEET CONTENTS: DRAFTED BY: REAGAN ABAYO	SHEET NO. S05 1422	
	PRC: 0148761 PTR: 259030 TPE: 143-729-147 LOCATION: WASH. STATE, HARRISBURG, PENNSYLVANIA, U.S.A.	PRC: 910007 PTR: 276666 TPE: 445-01000							



NOTE : BOTTOM BARS ARE NOT SHOWN FOR CLARITY

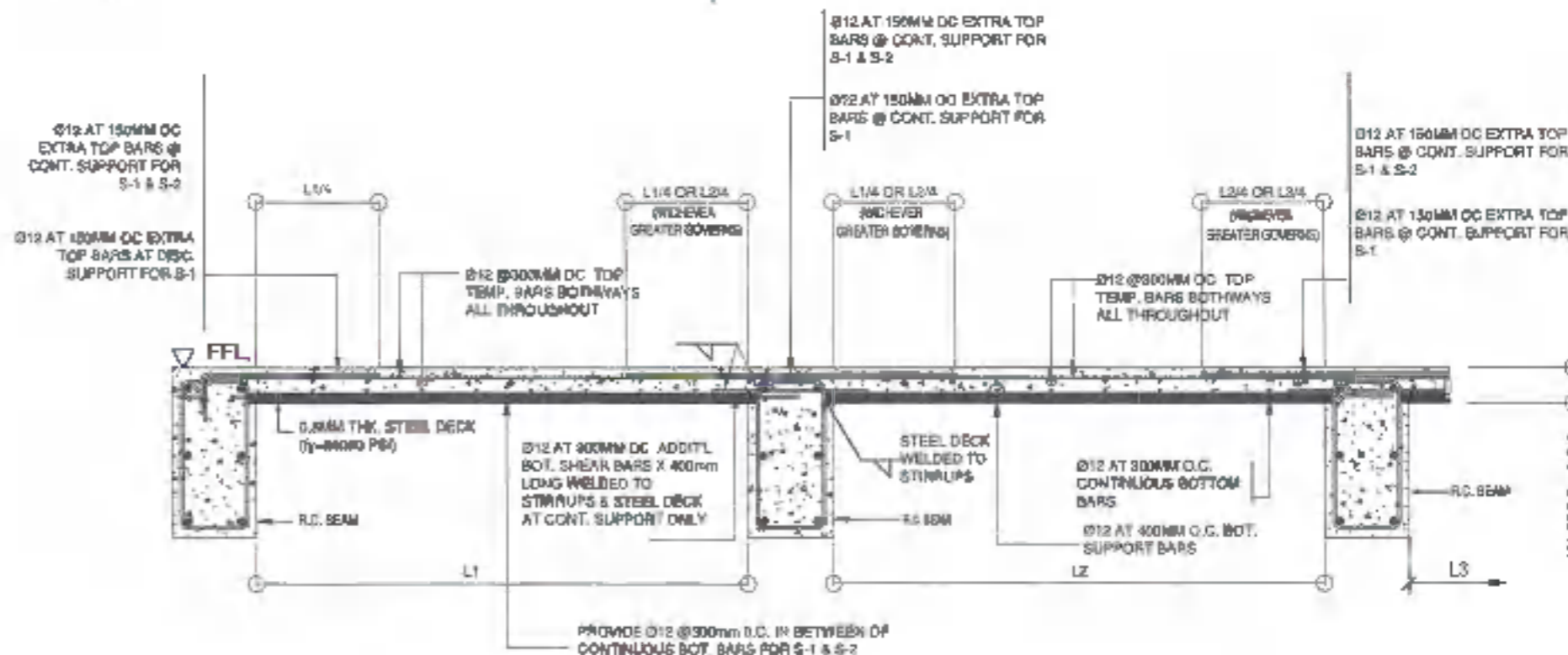
1A PLAN
SCALE NTS

NOTE : FOR S-1 AND S-2
PROVIDE Ø12 @ 300mm O.C. IN
BETWEEN OF CONTINUOUS BOT
BARS FOR S-1 AND S-2



NOTE : MAIN TOP EXTRA BARS ARE NOT SHOWN FOR CLARITY

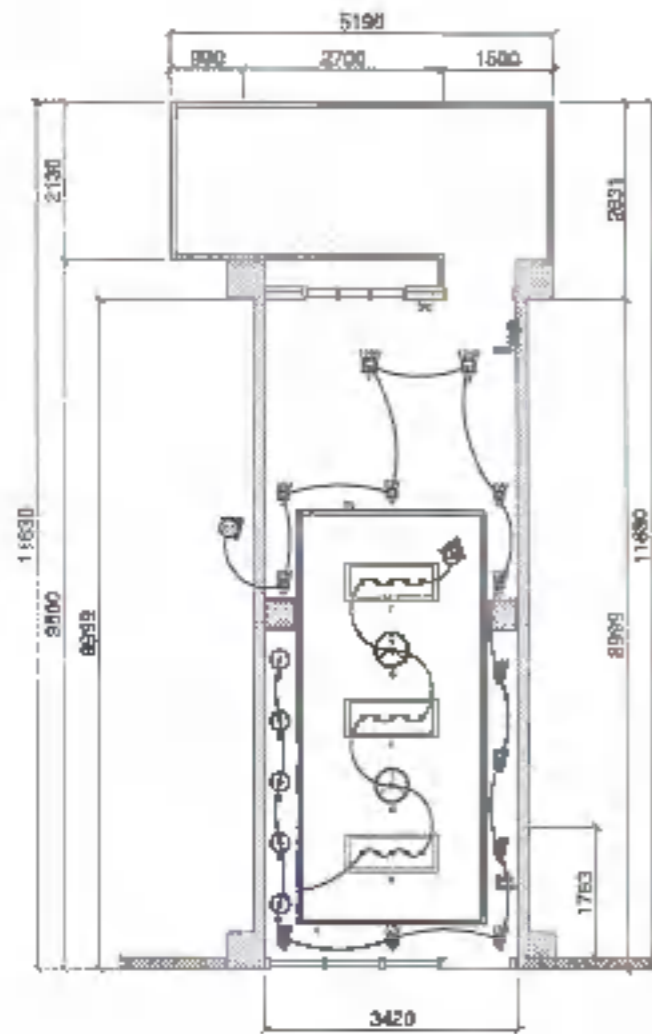
1B SECTION
SCALE NTS



PROVIDE Ø12 @ 300mm O.C. IN BETWEEN OF
CONTINUOUS BOT. BARS FOR S-1 & S-2

1C SECTION OF CONCRETE BEAM TO SLAB ON STEEL DECKING
SCALE NTS

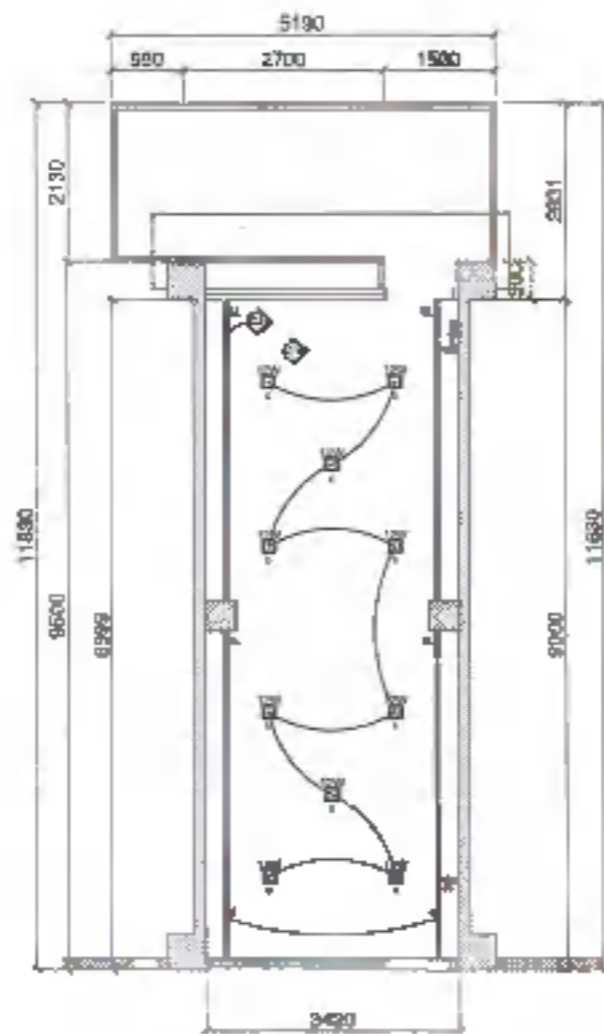
	DESIGNER/CHK:	PROJECT TITLE:	REVISION:	RECOMMENDING APPROVAL:	RECOMMENDING APPROVAL:	APPROVED BY:	SHEET NO.:	
	 EMERL AMADOR, B.S. CIVIL ENGINEER TECHNICAL ASSOCIATE	CONSTRUCTION OF SCHOOL BUILDING COMPONENT FOR THE INCREASE IN CARRYING CAPACITY OF THE COLLEGE OF MEDICINE	 MR. MOHAMMAD KHASSIM I. ABDULMALID DEAN, COLLEGE OF MEDICINE	 ARGH JOSEPH ANDREW L. SAHIAL, DAP DIRECTOR OF PHYSICAL PLANNING AND ENGINEERING SERVICES	 DR. JOSELITO D. MADRONAL VICE PRESIDENT FOR ADMIN AND FINANCE	 DR. MA. CARMEL A. OCHOTORENA VAND. PRESIDENT	S06 15/22	
PRC: 0146062 PTR: 250090 T/M: 646725-147	Location: NTRD LOT 1-A, 1039461 ROAD, ALTAVERA, CALABARZON, CAVITE	PRC: 053577 PTR: 270208 T/M: 445-019238						



H A L L W A Y

GROUND FLOOR LIGHTING LAYOUT

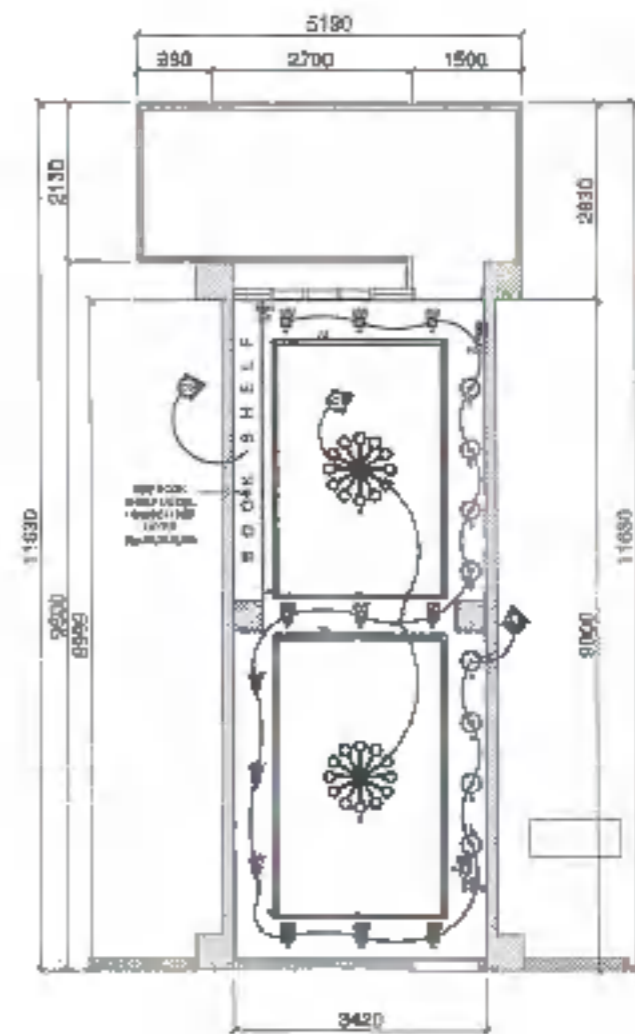
SCALE: 1:100mm



H A L L W A Y

SECOND FLOOR LIGHTING LAYOUT

SCALE: 1:100mm



H A L L W A Y

THIRD FLOOR LIGHTING LAYOUT

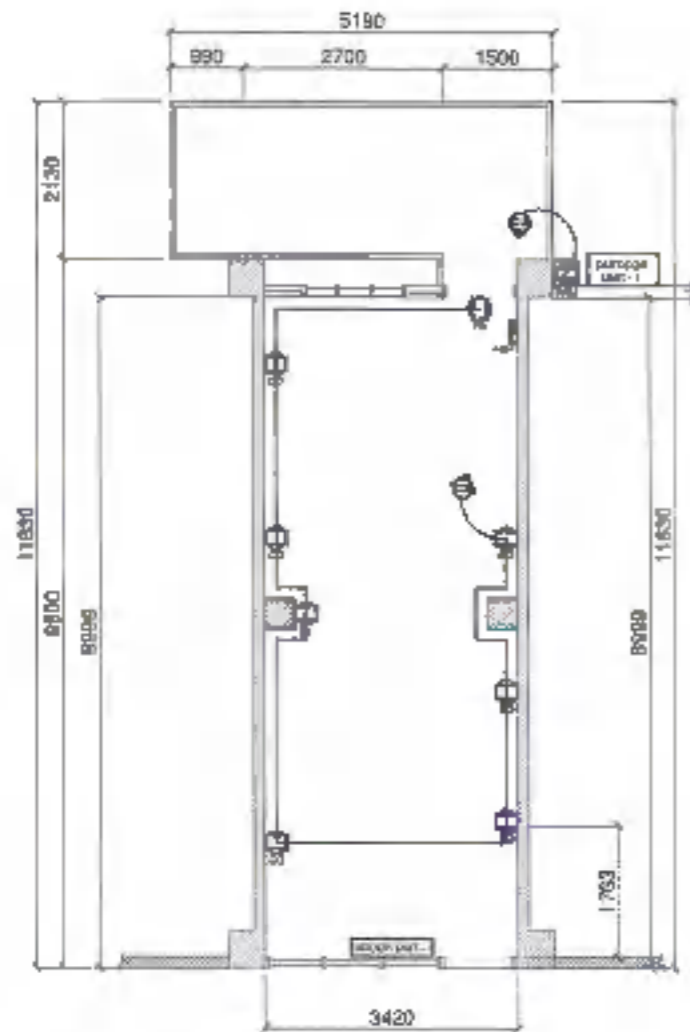
SCALE: 1:100mm

LEGENDS

	3W PENDANT LIGHT		3W RING PENDANT LIGHT		3W RECESSED SQUARE DOWNLIGHT
	15W 7" RECESSED SQUARE DOWNLIGHT		14MM LED STRIP (WARM WHITE)		2 GANG, 1 WAY LIGHT SWITCH
	15W 7" RECESSED SQUARE DOWNLIGHT		RECESSED BASE 3W LED BULB CHANDELIER		3 GANG, 1 WAY LIGHT SWITCH



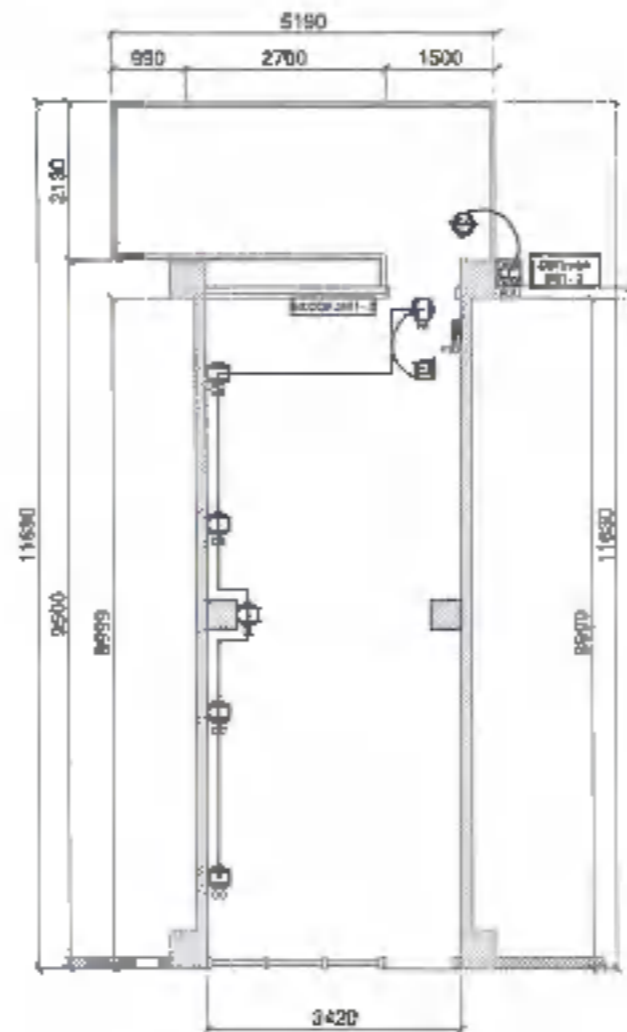
DESIGNED BY: ENGR. RICARDO B. DOMALES UNIVERSITY ELECTRICAL ENGINEER	PROJECT TITLE: CONSTRUCTION OF SCHOOL BUILDING COMPONENT FOR THE INCREASED CARRYING CAPACITY OF THE COLLEGE OF MEDICINE	REQUISITIONER: DR. MICHAEL KHABMAC ABOLMAGUI DEAN, COLLEGE OF MEDICINE	RECOMMENDING APPROVAL: ARCH. JOSEPH ANDREW L. SARRIL, LMP DIRECTOR OF PHYSICAL PLANNING AND ENGINEERING SERVICES	RECOMMENDING APPROVAL: DR. JOSEPH D. MADRORAL VICE PRESIDENT FOR ADMIN AND FINANCE	APPROVED BY: DR. MA. DANIELA A. OCHOTORENA VMSU PRESIDENT	SHEET CONTENTS: LIGHTING LAYOUT	SHEET NO.: E01 1622	
PRC: PTR: YNL	PRC: 20724 PTR: TRF: 025-025-178	LOCATION: WMSU COLLEGE BUILDING	PRC: 001627 PTR: 27/000 TRF: 445-013-000			DRAWN BY: ENGR. FREDYAN		



H A L L W A Y

**GROUND FLOOR
POWER LAYOUT**

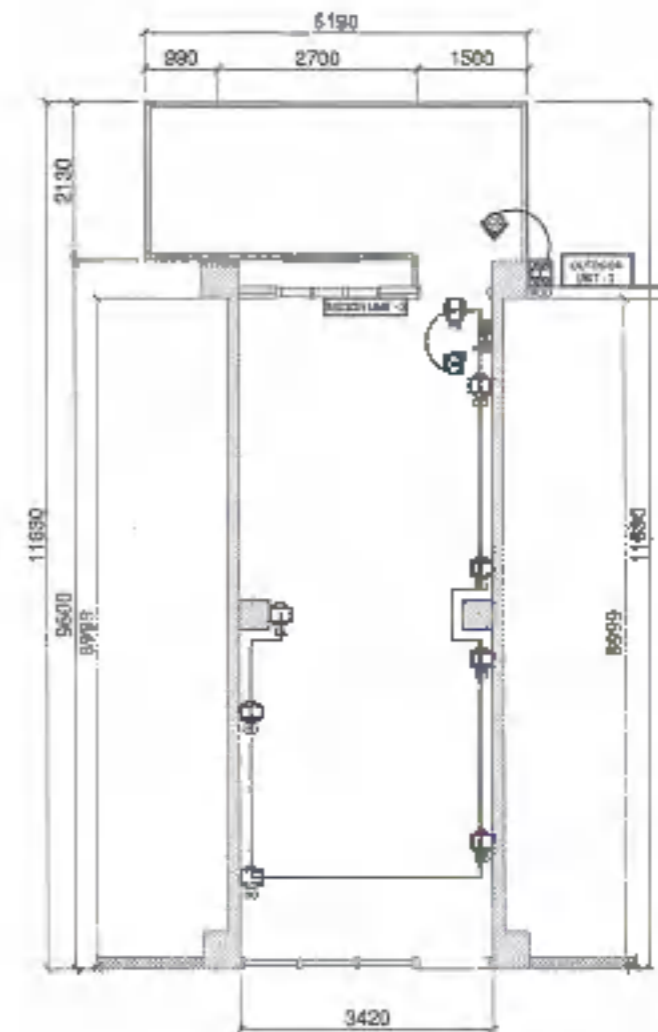
SCALE: 1:100mtrs



H A L L W A Y

**SECOND FLOOR
POWER LAYOUT**

SCALE: 1:100mtrs



H A L L W A Y

**THIRD FLOOR
POWER LAYOUT**

SCALE: 1:100mtrs

LEGENDS

	20A/100A CIRCUIT BREAKER WITH NEAR OR ENCLOSURE		1 Q/NO, 3 PHASE FRS INT 240V OUTLET
	2 1/2 INCH, 3 PHASE CONVEYANCE OUTLET		CIRCUIT NONRUM
	1 Q/NO, 3 PHASE EMERGENCY LIGHT OUTLET		PANEL BOARD

	DESIGNED BY:	PROJECT TITLE:	REQUISITIONER:	RECOMMENDING APPROVAL:	RECOMMENDING APPROVAL:	APPROVED BY:	SHEET CONTENTS:	SHEET NO.:	
	ENGR. RICARDO B. GONZALES UNIVERSITY ELECTRICAL ENGINEER	CONSTRUCTION OF SCHOOL BUILDING COMPONENT FOR THE INCREASE IN CARRYING CAPACITY OF THE COLLEGE OF MEDICINE	DR. MOHAMMAD MOHAMMAD AL-KHOLIMAJID DEAN, COLLEGE OF MEDICINE	ARCH. JOSEPH ANDREW L. SANJAL JMD DIRECTOR OF PHYSICAL PLANT AND ENGINEERING SERVICES	DR. JOSELYN D. MADRORAL VICE PRESIDENT FOR ADMIN AND FINANCE	DR. MA. CAREN A. OCHOTORENA UNIVERSITY PRESIDENT	1722		
PROJ:	YR:	YR:	PROJ: 2024	YR: 2024	YR: 2024	YR: 2024	DRAWN BY:	ENGR. PAUCATAN	

CIRCUIT NO.	LOAD DESCRIPTION	WATTS	PF	CONNECTED VA	CURRENT	CIRCUIT BREAKER				CONDUCTOR			CONDUIT	
						AT	AF	KAC	POLE	SIZE (IN mm ²)	SIZE (G) (IN mm ²)	TYPE	SIZE (IN mm ²)	TYPE
1	11-4W 5" RECESSED SQUARE DOWNLIGHT 2-12W 7" RECESSED SQUARE DOWNLIGHT 5- 7W PENDANT LIGHT	125	0.85	147.06	0.84	15	50	10	2	2.0	2.0	THHN	20	PVC
2	15- 3W E27 BASE LED GORCON LAMP 2- 10W RING PENDANT LIGHT 18W- 14.4W LED STRIP	324.2	0.85	381.41	1.85	15	50	10	2	2.0	2.0	THHN	20	PVC
3	8- 20AHS 3PRONG COMMENCEMENT OUTLET 2- 10AHS 3PRONG EMERGENCY LIGHT/FIRE EXIT SIGN OUTLET	1,440	1.0	1,440.00	6.36	30	50	10	2	3.5	3.5	THHN	20	PVC
4	2.5HP WALL MOUNTED ACU	3,220	1.0	3,220.00	14	30	50	10	2	5.5	5.5	THHN	20	PVC
5	SECOND FLOOR PANEL BOARD	6,185		6,226.16	27.08	60	100	10	2	14	5.5	THHN	20	PVC
6	THIRD FLOOR PANEL BOARD	5,592		5,659.59	24.57	60	100	10	2	14	3.5	THHN	20	PVC
7	G P A N E	1,500	1.0	1,500.00	6.52	PROVIDE 20MMØ PVC								
TOTAL		18,276		18,508.24	80.73									

MAIN DISTRIBUTION PANEL LOAD ANALYSIS

BASIC LOADS @80%, MOTOR LOADS @100% DEMAND FACTOR:

CONDUCTOR SIZING:

$$I_L = \frac{5,320.24VA (80\%) + 4,440VA (100\%) + 3,220VA (100\%) + 76,484}{230V} = 260.88A$$

OVERCURRENT PROTECTIVE DEVICE SIZING:

$$I_L = \frac{5,320.24VA (80\%) + 4,440VA (100\%) + 3,220VA (100\%) + 76,484}{230V} = 260.88A$$

USE 2-30mm² THHN + 1-8.0mm² (G) THHN in 20mmØ EMT

USE 100AT, 100AF, 2P, 230V, 60HZ, 10 PULS-IN

CIRCUIT NO.	LOAD DESCRIPTION	WATTS	PF	CONNECTED VA	CURRENT	CIRCUIT BREAKER				CONDUCTOR			CONDUIT	
						AT	AF	KAC	POLE	SIZE (IN mm ²)	SIZE (G) (IN mm ²)	TYPE	SIZE (IN mm ²)	TYPE
1	10- 12W 7" RECESSED SQUARE DOWNLIGHT	120	0.85	141.58	0.61	15	50	10	2	2.0	2.0	THHN	20	PVC
2	17W- 14.4W LED STRIP	344.8	0.85	398	1.25	15	50	10	2	2.0	2.0	THHN	20	PVC
3	4- 20AHS 3PRONG COMMENCEMENT OUTLET 2- 10AHS 3PRONG EMERGENCY LIGHT/FIRE EXIT SIGN OUTLET	1,040	1.0	1,040	4.70	30	50	10	2	3.5	3.5	THHN	20	PVC
4	2.5HP WALL MOUNTED ACU	3,220	1.0	3,220	14	30	50	10	2	5.5	5.5	THHN	20	PVC
5	G P A N E	1,500	1.0	1,500	6.52	PROVIDE 20MMØ PVC								
TOTAL		6,184.88		6,226.16	27.08									

SECOND FLOOR PANEL LOAD ANALYSIS

BASIC LOADS @80%, MOTOR LOADS @100% DEMAND FACTOR:

CONDUCTOR SIZING:

$$I_L = \frac{3,009.58VA (80\%) + 3,220VA (100\%) + 27,874}{230V} = 127.87A$$

OVERCURRENT PROTECTIVE DEVICE SIZING:

$$I_L = \frac{3,009.58VA (80\%) + 3,220VA (100\%) + 27,874}{230V} = 127.87A$$

USE 2-14mm² THHN + 1-5.5mm² (G) THHN in 20mmØ PVC

USE 60AT, 100AF, 2P, 230V, 60HZ, 10 PULS-IN

CIRCUIT NO.	LOAD DESCRIPTION	WATTS	PF	CONNECTED VA	CURRENT	CIRCUIT BREAKER				CONDUCTOR			CONDUIT	
						AT	AF	KAC	POLE	SIZE (IN mm ²)	SIZE (G) (IN mm ²)	TYPE	SIZE (IN mm ²)	TYPE
1	2- 10xE27 BASE, 5W LED BULB CHANDELIER 24W- 14.4W LED STRIP	405.8	0.85	477.18	2.07	15	50	10	2	2.0	2.0	THHN	20	PVC
2	13- 6W 5" RECESSED SQUARE DOWNLIGHT 5- 7W PENDANT LIGHT	134	0.85	157.85	0.69	15	50	10	2	2.0	2.0	THHN	20	PVC
3	21W- 14.4W LED STRIP	324.2	0.85	381.76	1.85	15	50	10	2	2.0	2.0	THHN	20	PVC
4	8- 20AHS 3PRONG COMMENCEMENT OUTLET 2- 10AHS 3PRONG EMERGENCY LIGHT/FIRE EXIT SIGN OUTLET	1,440	1.0	1,440.00	6.36	30	50	10	2	3.5	3.5	THHN	20	PVC
5	2.5HP WALL MOUNTED ACU	3,220	1.0	3,220.00	14	30	50	10	2	5.5	5.5	THHN	20	PVC
TOTAL		5,500		5,620.94	24.57									

THIRD FLOOR PANEL LOAD ANALYSIS

BASIC LOADS @80%, MOTOR LOADS @100% DEMAND FACTOR:

CONDUCTOR SIZING:

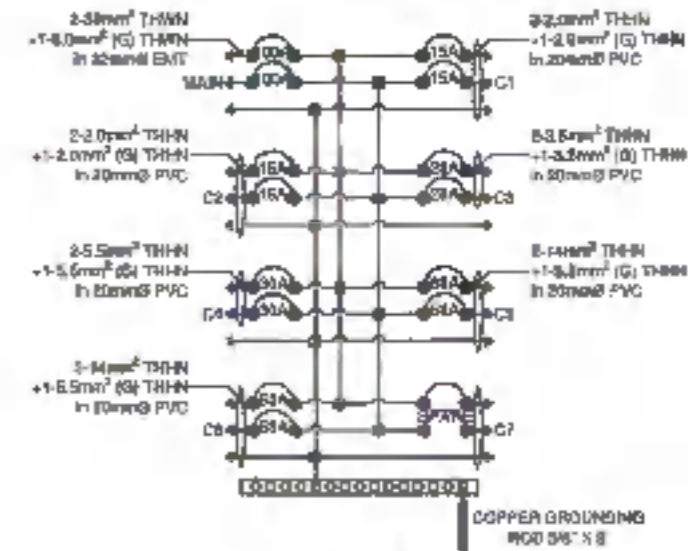
$$I_L = \frac{2,430.58VA (80\%) + 3,220VA (100\%) + 26,954}{230V} = 126.95A$$

OVERCURRENT PROTECTIVE DEVICE SIZING:

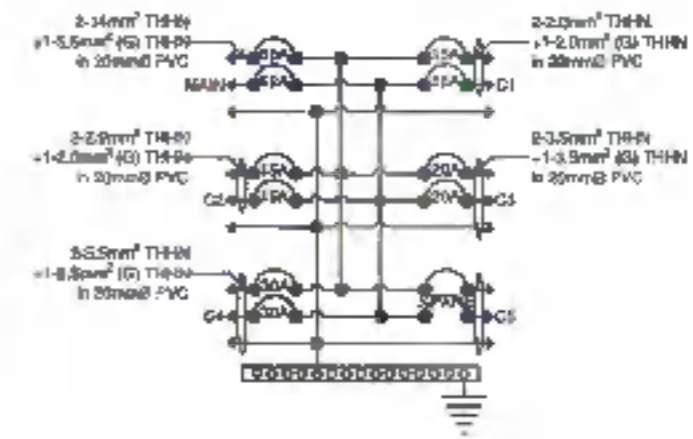
$$I_L = \frac{2,430.58VA (80\%) + 3,220VA (100\%) + 26,954}{230V} = 126.95A$$

USE 2-14mm² THHN + 1-5.5mm² (G) THHN in 20mmØ PVC

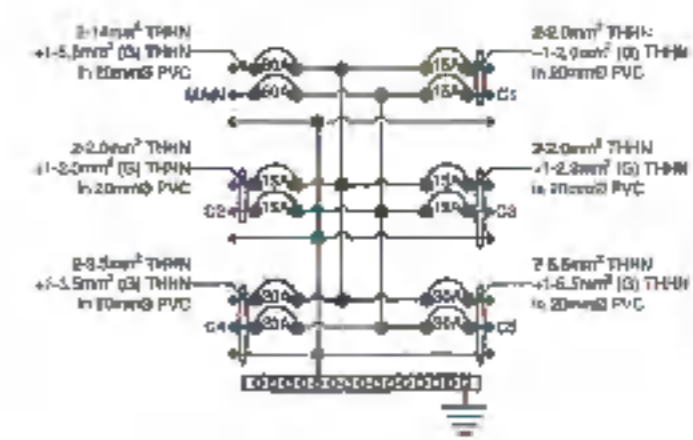
USE 60AT, 100AF, 2P, 230V, 60HZ, 10 PULS-IN



MAIN DISTRIBUTION PANEL BOARD DETAILS



SECOND FLOOR PANEL BOARD DETAILS

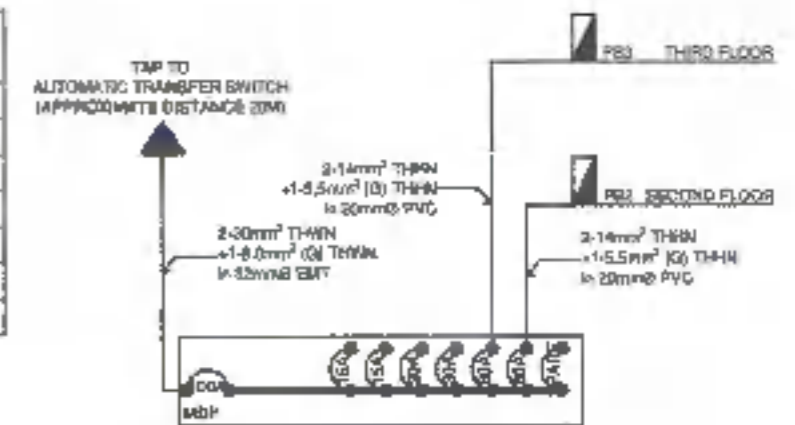


THIRD FLOOR PANEL BOARD DETAILS

	DESIGNED BY:	PROJECT TITLE:	RECOMMENDER:	RECOMMENDING APPROVAL:	RECOMMENDING APPROVAL:	APPROVED BY:	SHEET CONTENTS:	SHEET NO.:	
	ENRIL VICARDO S. GONZALES UNIVERSITY ELECTRICAL ENGINEER	CONSTRUCTION OF SCHOOL BUILDING COMPONENT FOR THE INCREASE IN CARRYING CAPACITY OF THE COLLEGE OF MEDICINE	DR. NORAMARIE EDUARDO ANGLIMAN DEAN, COLLEGE OF MEDICINE	ARCEL JOSEPH AMORIN L. SANGAL MAP DIRECTOR OF PHYSICAL PLANT AND ENGINEERING SERVICES	DR. JOSE LITO D. MADRORAL VICE PRESIDENT FOR ADMIN AND FINANCE	DR. MA. CARMELA A. OCHOTORENA DEAN, COLLEGE OF MEDICINE	ENRIL VICARDO S. GONZALES	1822	
PRC: PTR: TN:	PVC: 2074 PTR: TN: 275-265-173	LOCATION: 3 RD FLOOR, NORTH SIDE BALSAPARK UNIVERSITY		PRC: 241677 PTR: 276299 TN: 446419-655					

VOLTAGE DROP CALCULATION

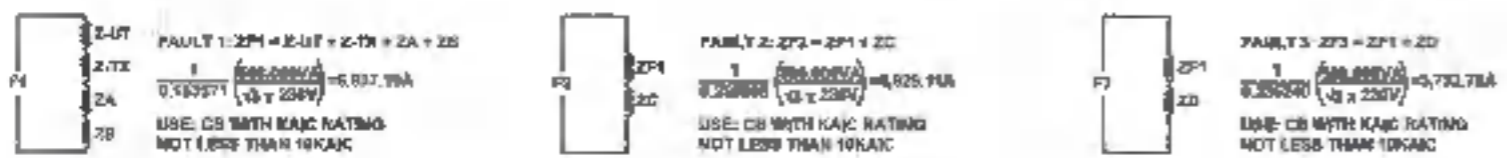
FROM	TO	CONDUCTOR		CONDUCTOR LENGTH(m)	NO. OF COND	CONDUIT	RL 305m	XL 305m	IMPEDANCE	CURRENT	VOLTAGE AT FARTHEST LOAD	%VOLTAGE DROP	
		SIZE (mm ²)	TYPE										
TR	1,200A CB	3	x	325	3	PVC	0.029	0.029	0.004425	80.73	229.93078	0.54	
1,200CB	MDP	2	x	30	1	EMT	0.20	0.057	0.013637	80.73	227.73886	0.56	
MDP	CO	2	x	3.5	1	PVC	2.0	0.654	0.000029	8.28	227.29118	1.20	✓
MDP	PBS	2	x	14	1	PVC	0.48	0.051	0.008076	24.57	227.88210	1.16	
PBS	CO	2	x	3.5	1	PVC	2.0	0.654	0.000029	8.28	228.53963	1.07	✓
MDP	PBS	2	x	14	1	PVC	0.48	0.051	0.008076	27.86	227.29158	1.18	
PBS	CO	2	x	3.5	1	PVC	2.0	0.654	0.000029	4.7	228.62158	1.24	✓



RISE R DIAGRAM

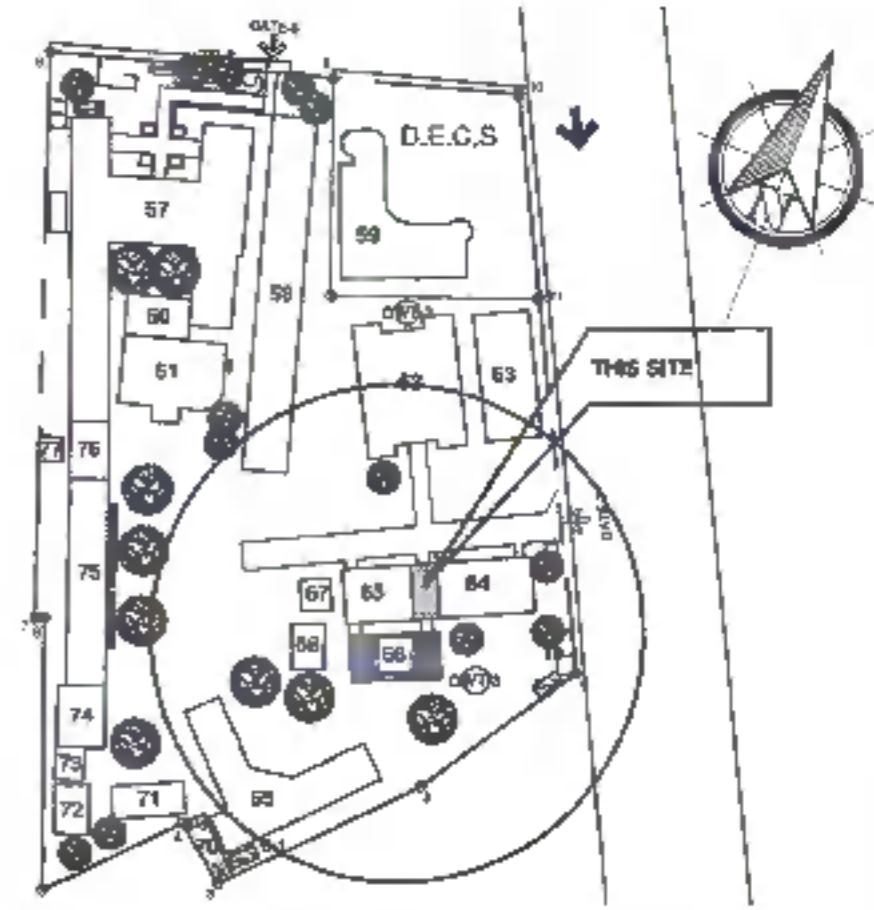
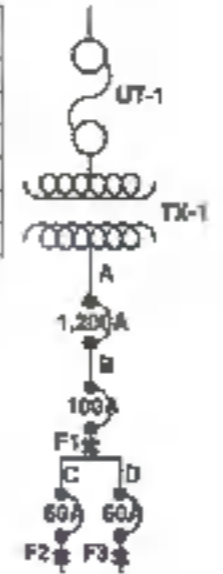
FAULT CALCULATION

IMPEDANCE ID	DESCRIPTION	CONDUCTOR SIZE (mm ²)	CONDUCTOR LENGTH (m)	NO. OF COND (Ø)	MVA base	kV base	RL 305m	XL 305m	Zpu
UL	UTILITY IMPEDANCE	N/A	N/A	N/A	N/A	N/A	N/A	N/A	0.003
Tx	3-157KVA TRANSFORMER	N/A	N/A	N/A	N/A	N/A	N/A	N/A	0.045
A	1,200A MAIN CIRCUIT BREAKER & ATS	325	30	3	0.5	0.23	0.029	0.029	0.004677
B	MAIN DISTRIBUTION PANEL	30	20	1	0.5	0.23	0.20	0.057	0.128804
C	SECOND FLOOR PANEL BOARD	24	5	1	0.5	0.23	0.48	0.051	0.076334
D	THIRD FLOOR PANEL BOARD	24	10	1	0.5	0.23	0.48	0.051	0.152669



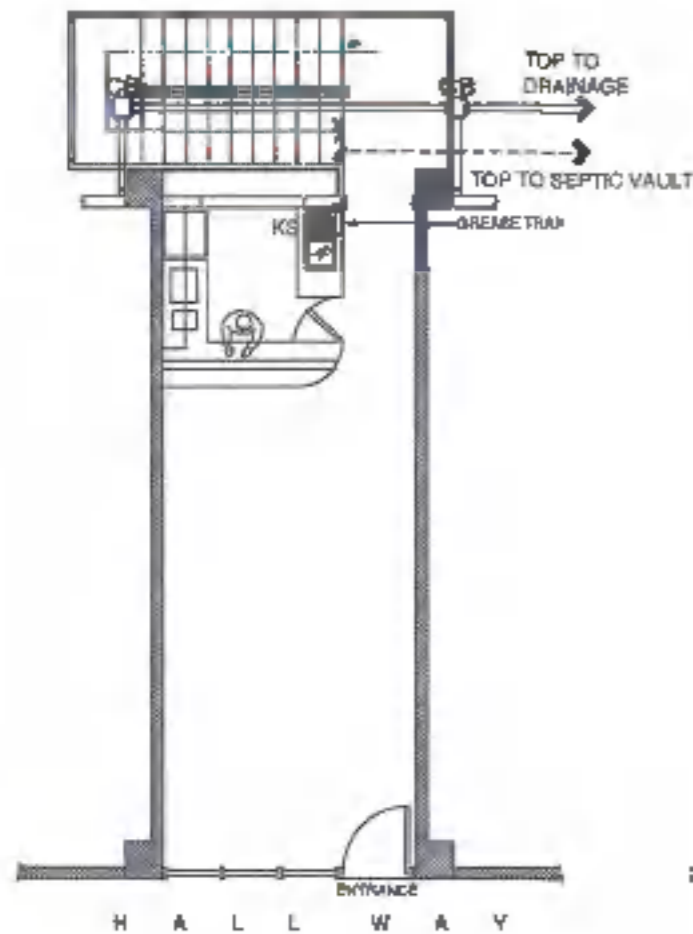
GENERAL SPECIFICATION:

- All work herein shall be done in accordance with the latest edition of the Philippine Electrical Code (PEC). Relatively the same, it should follow rules and regulations of the National Building Code enforced by the building official of City of Zamboanga, and of local electric cooperative the Zamboanga City Electric Cooperative (ZAMCELCO).
- All non-ferrous carrying electrical materials such as motor frames, metal enclosures, pull boxes and panel shall be adequately grounded in accordance with the latest edition of the PEC.
- Electrical wiring installation shall be done in polyvinyl chloride conduits (PVC). Minimum size for all conduits shall be 25mm diameter electrical trade.
- All wire shall be copper and thermoplastic insulated type "THHN" except the Main Feeder Conductors which is THW. The minimum size for power is 3.0mm² and lighting shall be 2.0mm² and shall be color coded as follows:
 - Line B - Red
 - Line R - Black
 - Neutral - Yellow with green stripes
 - Equipment Grounding - Green
- All lamps fixtures shall be LED type.
- All convenience outlet shall be three(3) prong type, to address proper grounding.
- All conditioning and copper wiring and electrical cables must be routed inside the ceiling.
- The mounting height of all wiring devices shall be as follows:
 - A. Light switches 1400mm above finished floor line
 - B. Convenience outlets 380mm above finished floor line or as required
 - C. Outlet for emergency light must be 200mm with finished ceiling
 - D. Panel boards shall be installed 1800mm above floor finished line.
- There shall be adequate and effective equipment grounding. Ground resistance should be no more than 5 ohms. If ground resistance exceeds 5 ohms, additional ground rods shall be provided.
- Conduits, Main Breaker, Feeders and Circuit Protection to be used shall be of quality type to ensure safety.
- Grounding Electrode Conductor shall not be smaller than 80mm² copper (Cu) or 125mm² Aluminum (Al).
- All electrical installation shall be done under the direct supervision of a valid license and experienced Electrical Engineer (PES or MEE).



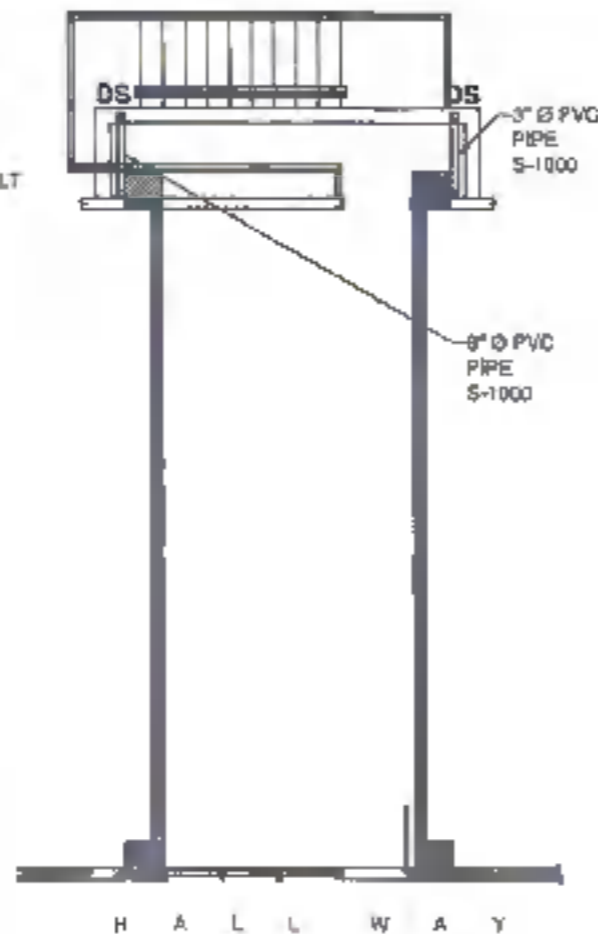
VICINITY MAP
NOT TO SCALE

	DESIGNED BY:	PROJECT TITLE:	REQUISITIONER:	RECOMMENDING APPROVAL:	RECOMMENDING APPROVAL:	APPROVED BY:	SHEET CONTENTS:	SHEET NO.:	
	 SHAIRIL RICARDO S. GONZALES UNIVERSITY ELECTRICAL ENGINEER	CONSTRUCTION OF SCHOOL BUILDING COMPONENT FOR THE INCREASED CAPACITY OF THE DOUBLE DEPARTMENT OF MEDICINE	 DR. MOHAMMAD KHAIROL ANWAR DEAN COLLEGE OF MEDICINE	 ARCH. JOSEPH ANDREW L. SAHIAL DIRECTOR OF PHYSICAL PLANT AND ENGINEERING SERVICES	 DR. JOSEITO D. MADROAL VICE PRESIDENT FOR ADMIN. AND FINANCE	 DR. MA. CARLA A. OCHOTORENA VICE PRESIDENT	SHEET NO. E04 1922 DATE ISSUED BY: ENGR. YALCATAN		



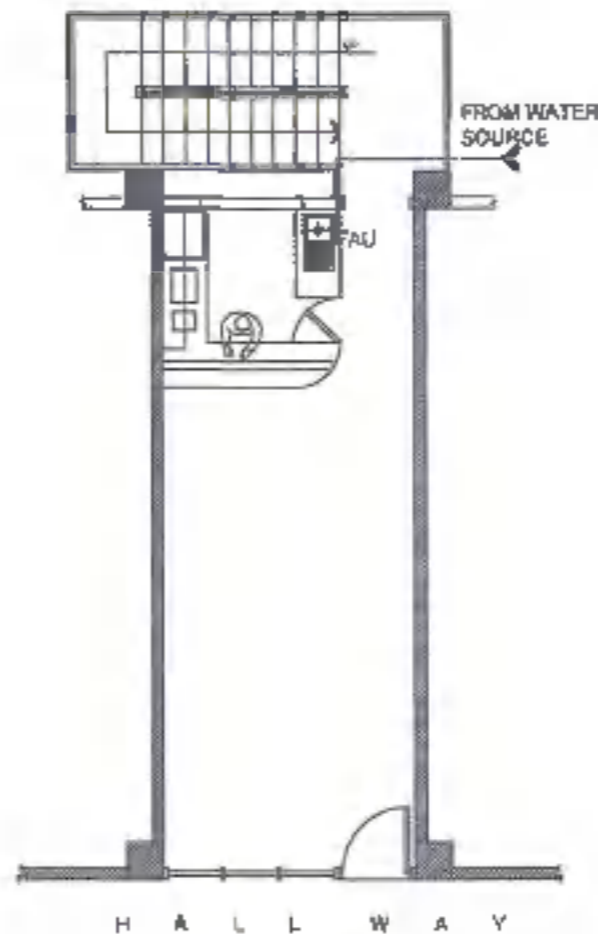
**GROUND FLOOR
SANITARY LAYOUT PLAN**

SCALE: 1:100mm



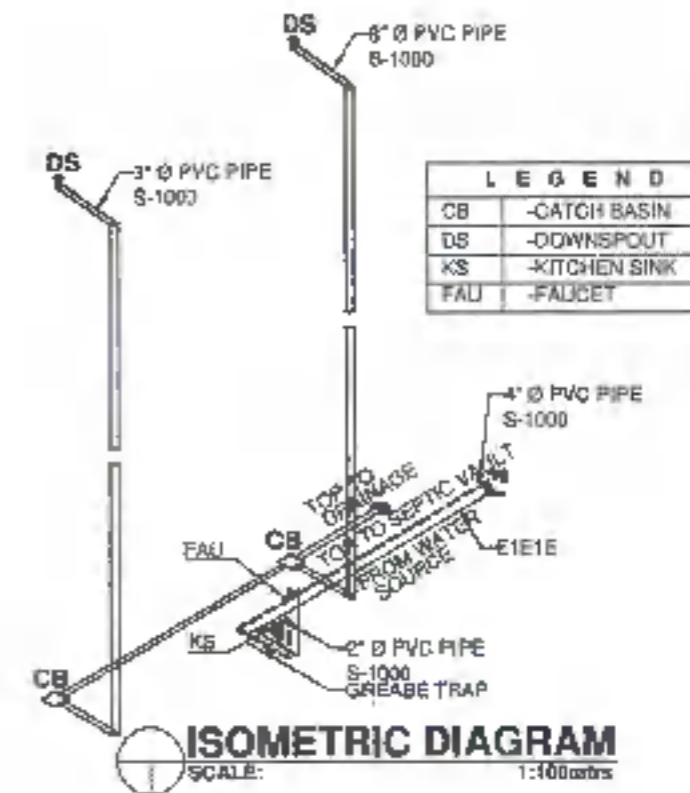
SANITARY LAYOUT PLAN

SCALE: 1:100mm



**WATER DISTRIBUTION
LAYOUT PLAN**

SCALE: 1:100mm



ISOMETRIC DIAGRAM

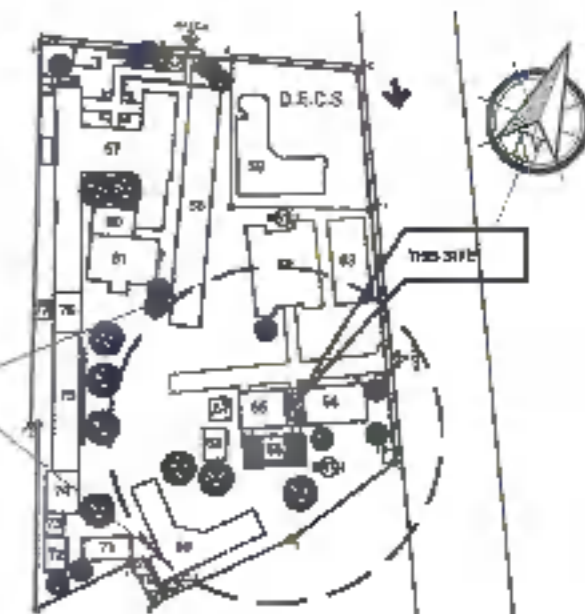
SCALE: 1:100mm

GENERAL NOTES

1. ALL PLUMBING WORKS INCLUDED HEREIN SHALL BE EXECUTED ACCORDING TO THE REQUIREMENTS OF THE PHILIPPINES PLUMBING CODE, THE NATIONAL PLUMBING CODE, & THE RULES & REGULATIONS OF THE LOCAL MUNICIPALITY.
2. READ THE DRAWING IN CONNECTION WITH OTHER RELATED DRAWING & SPECIFICATION. THE ARCHITECT & ENGINEER SHALL BE NOTIFIED IMMEDIATELY OF ANY DISCREPANCY FOUND THEREIN.
3. THE LOCATION OF PIPES CAN BE TRANSFERRED WHENEVER REQUIRED FOR PROPER EXECUTION OF OTHER TRADES OR CONDITION THAT SUCH CHANGES OF LOCATIONS MEET THE REQUIREMENTS.
4. ALL G.I. PIPES OTHER PLUMBING FITTINGS SHALL BE GALVANIZED, UNDERGROUND OR IMBEDDED ON CONCRETE.
5. UNLESS OTHERWISE SPECIFIED, ALL DOWNSPOUT SHALL BE PVC.

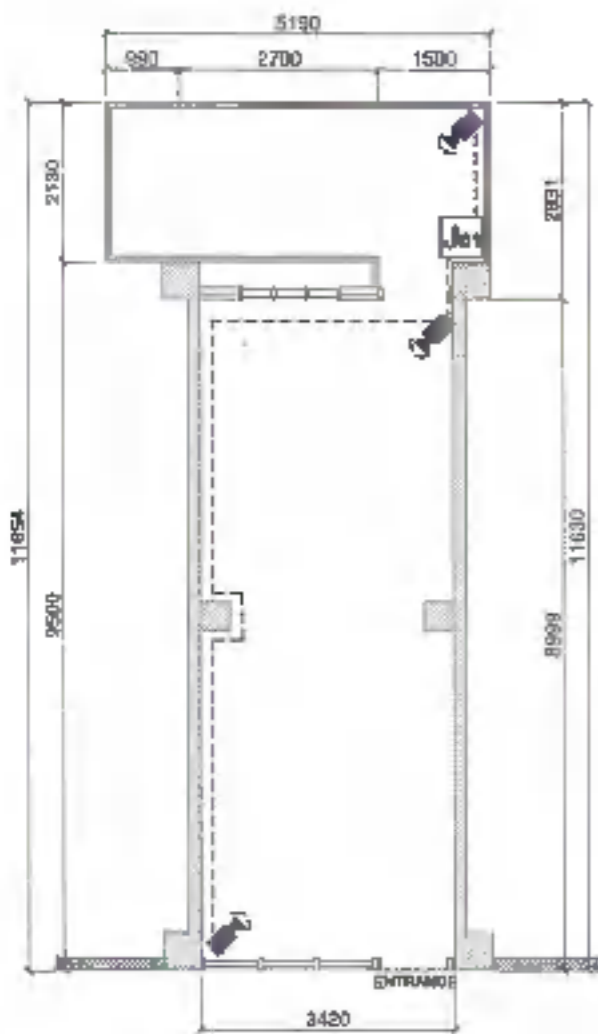


VICINITY MAP
NOT TO SCALE



SITE DEVELOPMENT PLAN
NOT TO SCALE

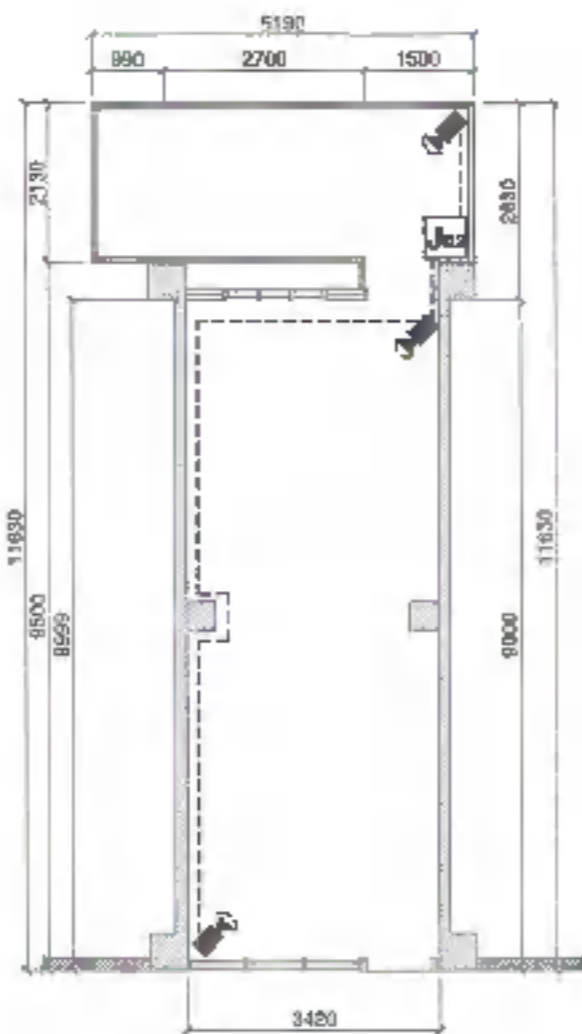
	DESIGNED BY:	PROJECT TITLE:	REQUESTOR:	RECOMMENDING APPROVAL:	RECOMMENDING APPROVAL:	APPROVED BY:	SHEET CONTENTS:	SHEET NO.:	
	 ENGR. L. GAWIL R. LAPINA SANITARY ENGINEER	CONSTRUCTION OF SCHOOL BUILDING COMPONENT FOR THE INCREASE IN CARRYING CAPACITY OF THE COLLEGE OF MEDICINE	 DR. MOHAMMAD KHESSIN ABDOLMAWID DEAN, COLLEGE OF MEDICINE	 ARCH. JOSEPH ANDREW L. SAHIALUAP DIRECTOR OF PHYSICAL PLANT AND ENGINEERING SERVICES	 DR. JOSE LUIS D. MADROAL VICE PRESIDENT FOR ADMIN AND FINANCIAL	 DR. MA. CARLA A. OCHOTORENA VICE PRESIDENT	SHEET NO. PO1 2022 DRAWING BY: PAOLO GATADUTAN		
PRC: 002791 PTR: 202076 TR: 233-01-NME	LOCATION: 10301 SPT-01, MARIAL IBAÑAL (Pasig) - Luzon (Philippines)	PRC: 30-0287 PTR: 070228 TR: 4-0-1-0-024							



H A L L W A Y

**GROUND FLOOR
CCTV LAYOUT PLAN**

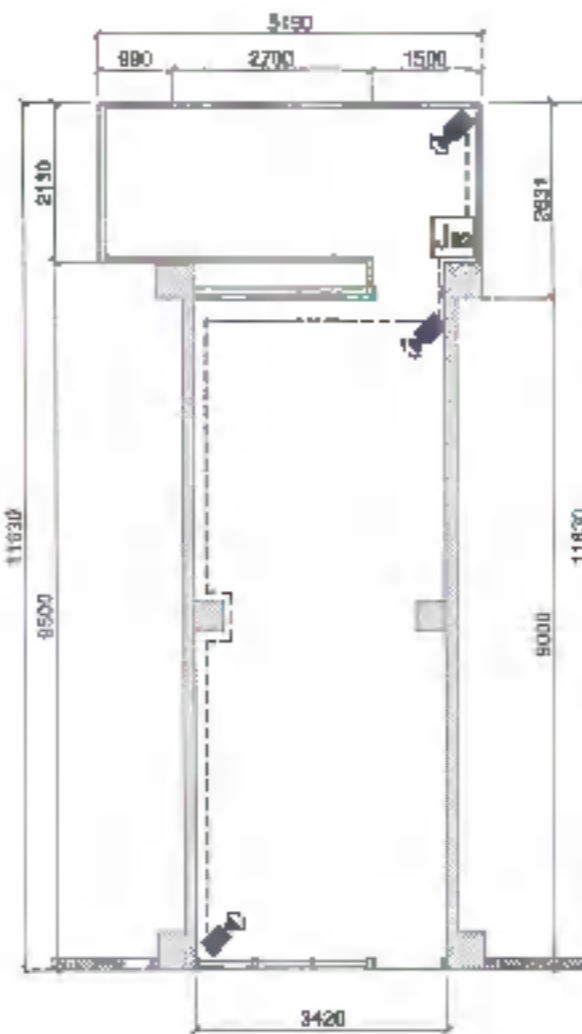
SCALE: 1:100mtrs



H A L L W A Y

**SECOND FLOOR
CCTV LAYOUT PLAN**

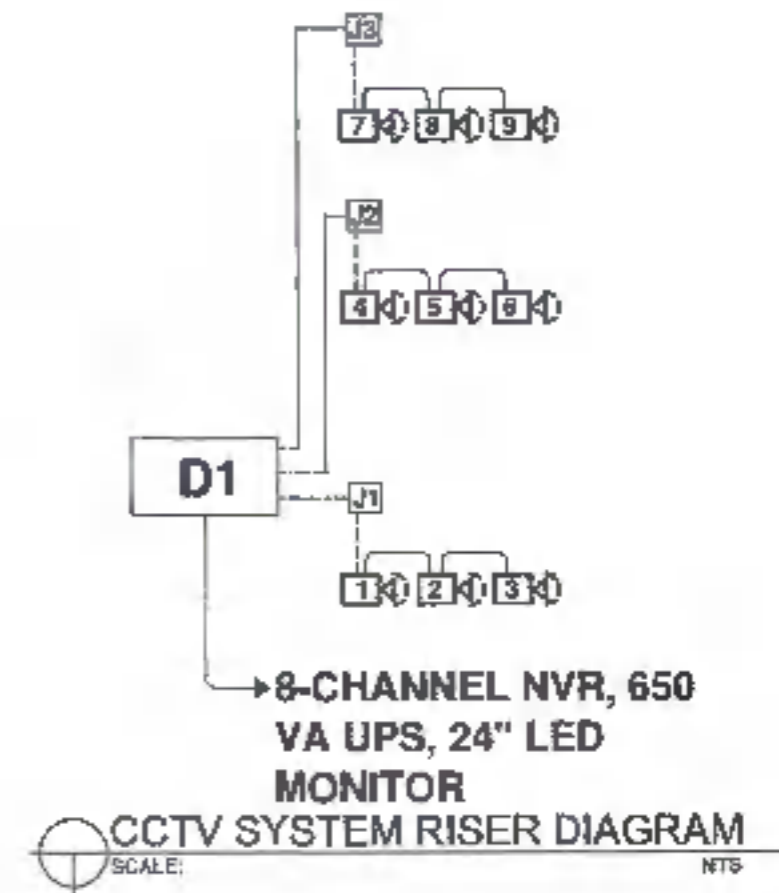
SCALE: 1:100mtrs



H A L L W A Y

**THIRD FLOOR CCTV
LAYOUT PLAN**

SCALE: 1:100mtrs



LEGEND	
	CAMERA
	JUNCTION BOX
	PULL BOX
	MONITOR
	CONDUIT RUN EMBEDDED INSIDE COVERED CEILING / WALL

	DESIGNED BY: ENGR. KEVIN MARIO A. BELERAND UNIVERSITY ELECTRICIAN AND COMMUNICATIONS ENGINEER	REVIEWED AND CHECKED BY: PROFESSIONAL ELECTRICIAN AND COMMUNICATIONS ENGINEER	PROJECT TITLE: CONSTRUCTION OF SCHOOL BUILDING COMPONENT FOR THE INCREASE IN CARRYING CAPACITY OF THE COLLEGE OF MEDICINE	REQUESTOR: DR. MOHAMMAD THASINI-ABDULMAJID DEAN, COLLEGE OF MEDICINE	RECOMMENDING APPROVAL: ARCH. JOSEPH ANDREW L. SAHIAJ, UAP DIRECTOR OF PHYSICAL PLANT AND ENGINEERING SERVICES	RECOMMENDING APPROVAL: DR. JOSEFINO D. MADRORAL VICE PRESIDENT FOR ADMIN AND FINANCE	APPROVED BY: DR. MA-CARLA A. OCHOA-TORRENA WARD PRESIDENT	SHEET CONTENTS:	SHEET NO. AU01 2122	
	PROJ: 6647 PTR: TNC 340-700-961 POC: PTR: TM	LOCATION: TAMU UTVA, NERVAL ROAD, BALTAYAR SANBAGUAY CITY	PROJ: 6647 PTR: TNC 340-700-961 POC: PTR: TM	PROJ: 6647 PTR: TNC 340-700-961 POC: PTR: TM	PROJ: 6647 PTR: TNC 340-700-961 POC: PTR: TM	PROJ: 6647 PTR: TNC 340-700-961 POC: PTR: TM	PROJ: 6647 PTR: TNC 340-700-961 POC: PTR: TM	PROJ: 6647 PTR: TNC 340-700-961 POC: PTR: TM	CRAFTED BY: PAOLO GABACUM	

