


QUARTERLY REPORT OF REVENUE AND OTHER RECEIPTS
As at the Quarter Ending December 31, 2020

Department : State Universities and Colleges (SUCs)
Agency : Western Mindanao State University
Operating Unit : < not applicable >
Organization Code : 08 086 0000000
Fund Cluster : 05 - Internally Generated Funds

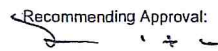
Classification/Sources of Revenue and Other Receipts	UACS CODE	REVENUE TARGET (Annual) per BESF	Actual Revenue and Other Receipts Collections					Cumulative Remittance/Deposits to Date			Variance		Remarks
			1st Quarter Ending March 31	2nd Quarter Ending June 30	3rd Quarter Ending Sept. 30	4th Quarter Ending Dec. 31	Total	Remittance to BTr	Deposited with AGDB	TOTAL	Amount	%	
1	2	3	4	5	6	7	8=[(6+(-7))-8+9]	9	10	11=(9+10)	12=(8-3)	13=(12/3)	14
Internally Generated Funds		184,248,000.00	19,913,233.65	5,548,124.15	63,450,106.86	2,812,729.35	91,724,194.01	0.00	91,724,194.01	91,724,194.01	(92,523,805.99)	-50 %	
Non-Revenue Collections/Other Receipts		184,248,000.00	19,913,233.65	5,548,124.15	63,450,106.86	2,812,729.35	91,724,194.01	0.00	91,724,194.01	91,724,194.01	(92,523,805.99)	-50 %	
Cash Receipts		184,248,000.00	19,913,233.65	5,548,124.15	63,450,106.86	2,812,729.35	91,724,194.01	0.00	91,724,194.01	91,724,194.01	(92,523,805.99)	-50 %	
Non-Tax		184,248,000.00	19,913,233.65	5,548,124.15	63,450,106.86	2,812,729.35	91,724,194.01	0.00	91,724,194.01	91,724,194.01	(92,523,805.99)	-50 %	
Registration Fees	4020102000	277,000.00	32,950.00	1,950.00	28,650.00	9,350.00	72,900.00	0.00	72,900.00	72,900.00	(204,100.00)	-74 %	
Certification Fees	4020104002	2,973,000.00	617,930.00	77,230.00	769,339.98	(74,049.98)	1,390,450.00	0.00	1,390,450.00	1,390,450.00	(1,582,550.00)	-53 %	
Other Service Income	4020199099	18,296,000.00	1,615,619.37	145,092.80	21,654,283.57	(1,343,268.86)	22,071,725.88	0.00	22,071,725.88	22,071,725.88	3,775,725.88	21 %	
Tuition Fees	4020201001	69,978,000.00	13,287,039.76	4,120,616.87	23,986,310.54	(425,610.07)	40,968,357.10	0.00	40,968,357.10	40,968,357.10	(29,009,642.90)	-41 %	
Other School Fees	4020201099	52,941,000.00	1,483,190.00	232,669.13	8,992,258.50	726,955.00	11,435,072.63	0.00	11,435,072.63	11,435,072.63	(41,505,927.37)	-78 %	
Affiliation Fees	4020202000	3,066,000.00	21,360.00	500.00	1,876,930.00	(4,780.00)	1,894,010.00	0.00	1,894,010.00	1,894,010.00	(1,171,990.00)	-38 %	
Rent/Lease Income	4020205000	1,674,000.00	578,012.62	105,112.62	125,190.62	116,034.62	924,350.48	0.00	924,350.48	924,350.48	(749,649.52)	-45 %	
Interest on NG Deposits	4020221001	180,000.00	10,372.80	872.83	74,693.66	3,635.40	89,574.69	0.00	89,574.69	89,574.69	(90,425.31)	-50 %	
Other Business Income	4020299099	34,863,000.00	2,266,759.10	864,079.90	5,942,449.99	3,754,464.24	12,827,753.23	0.00	12,827,753.23	12,827,753.23	(22,035,246.77)	-63 %	
Income from Grants and Donations in Cash	4040201000	0.00	0.00	0.00	0.00	50,000.00	50,000.00	0.00	50,000.00	50,000.00	50,000.00	0 %	
TOTAL		184,248,000.00	19,913,233.65	5,548,124.15	63,450,106.86	2,812,729.35	91,724,194.01	0.00	91,724,194.01	91,724,194.01	(92,523,805.99)	-50 %	

Certified Correct:


ROSALIE T. ARCILLAS
Accountant III


Date: 2021-03-20 13:06:00

Recommending Approval:


MA. LOURDES B. ALBA
Director for Finance

Date: 2021-03-20 13:18:51

Approved By:


MA. CARLA A. OCHOTORENA, PH.D.
President

Date: 2021-03-20 13:24:05