


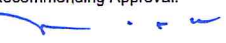
QUARTERLY REPORT OF REVENUE AND OTHER RECEIPTS


As at the Quarter Ending December 31, 2019

Department : State Universities and Colleges (SUCs)
 Agency : Western Mindanao State University
 Operating Unit : < not applicable >
 Organization Code : 08 086 0000000
 Fund Cluster : 01 - Regular Agency Fund

Classification/Sources of Revenue and Other Receipts	UACS CODE	REVENUE TARGET (Annual) per BESF	Actual Revenue and Other Receipts Collections					Cumulative Remittance/Deposits to Date			Variance		Remarks
			1st Quarter Ending March 31	2nd Quarter Ending June 30	3rd Quarter Ending Sept. 30	4th Quarter Ending Dec. 31	Total	Remittance to BTr	Deposited with AGDB	TOTAL	Amount	%	
1	2	3	4	5	6	7	8=[(6+(-)-7)-8+9]	9	10	11=(9+10)	12=(8-3)	13=(12/3)	14
Regular Agency Fund		224,682,000.00	32,326,823.20	78,152,595.47	10,173,922.90	130,132,274.76	250,785,616.33	0.00	250,785,616.33	250,785,616.33	26,103,616.33	12 %	
Non-Revenue Collections/Other Receipts		224,682,000.00	32,326,823.20	78,152,595.47	10,173,922.90	130,132,274.76	250,785,616.33	0.00	250,785,616.33	250,785,616.33	26,103,616.33	12 %	
Cash Receipts		224,682,000.00	32,326,823.20	78,152,595.47	10,173,922.90	130,132,274.76	250,785,616.33	0.00	250,785,616.33	250,785,616.33	26,103,616.33	12 %	
Non-Tax		224,682,000.00	32,326,823.20	78,152,595.47	10,173,922.90	130,132,274.76	250,785,616.33	0.00	250,785,616.33	250,785,616.33	26,103,616.33	12 %	
Registration Fees	4020102000	277,000.00	2,050.00	49,795.00	49,075.00	399,425.00	500,345.00	0.00	500,345.00	500,345.00	223,345.00	81 %	
Clearance Fees	4020104001	2,973,000.00	643,963.00	1,382,497.50	723,475.00	534,595.00	3,284,530.50	0.00	3,284,530.50	3,284,530.50	311,530.50	10 %	
Other Service Income	4020199099	18,296,000.00	3,919,449.65	3,721,529.46	1,376,735.22	28,190,591.15	37,208,305.48	0.00	37,208,305.48	37,208,305.48	18,912,305.48	103 %	
Tuition Fees	4020201001	72,987,000.00	20,836,282.87	32,648,548.09	1,628,433.64	72,244,046.68	127,357,311.28	0.00	127,357,311.28	127,357,311.28	54,370,311.28	74 %	
Income Collected from Students	4020201002	88,662,000.00	1,112,723.50	35,140,033.18	1,906,493.50	7,333,934.12	45,493,184.30	0.00	45,493,184.30	45,493,184.30	(43,168,815.70)	-49 %	
Affiliation Fees	4020202000	3,066,000.00	898,935.41	160,535.00	50,725.00	4,260,785.00	5,370,980.41	0.00	5,370,980.41	5,370,980.41	2,304,980.41	75 %	
Rent/Lease Income	4020205000	1,674,000.00	397,334.06	384,792.62	468,112.62	435,247.62	1,685,486.92	0.00	1,685,486.92	1,685,486.92	11,486.92	1 %	
Interest on NG Deposits	4020221001	180,000.00	49,728.44	11,956.89	34,206.56	50,486.30	146,378.19	0.00	146,378.19	146,378.19	(33,621.81)	-19 %	
Other Business Income	4020299099	36,567,000.00	4,466,356.27	4,652,907.73	3,936,666.36	16,683,163.89	29,739,094.25	0.00	29,739,094.25	29,739,094.25	(6,827,905.75)	-19 %	
TOTAL		224,682,000.00	32,326,823.20	78,152,595.47	10,173,922.90	130,132,274.76	250,785,616.33	0.00	250,785,616.33	250,785,616.33	26,103,616.33	12 %	

Certified Correct:

 ARCILLAS ROSALIE TAN
 Accountant
 Date: 2020-02-22 11:10:53.0

Recommending Approval:

 ALBA MA. LOURDES BERNARDO
 Director of Financial Management Services (FMS) or Equivalent
 Date: 2020-02-22 11:17:00.0

Approved By:

 HO MILABEL ENRIQUEZ
 Agency/Entity Head or Authorized Representative
 Date: 2020-02-22 11:18:46.0