

**SUMMARY OF APPROPRIATIONS, ALLOTMENTS, OBLIGATIONS AND BALANCES BY OBJECT OF EXPENDITURES**  
 As of the Quarter Ending December 31, 2017

Department: State Universities and Colleges (SUCs)  
 Agency: Western Mindanao State University  
 Operating Unit: N/A  
 Organization Code (UACS): 080860000000  
 Fund Cluster: 01 - Regular Agency Fund

Authorization: 01 - Current Year Appropriations  
 Report Status: SUBMITTED

Particulars	UACS CODE	Appropriation			Allotments			Current Year Obligations							Current Year Disbursements					Balances				
		Authorized Appropriation	Adjustments (To)/From, Realignment	Adjusted Appropriations	Allotments Received	Adjustments (Withdrawal, Realignment)	Transfer To	Transfer From	Adjusted Total Allotments	1st Quarter Ending March 31	2nd Quarter Ending June 30	3rd Quarter Ending Sept. 30	4th Quarter Ending Dec. 31	Total	1st Quarter Ending March 31	2nd Quarter Ending June 30	3rd Quarter Ending Sept. 30	4th Quarter Ending Dec. 31	Total	Unreleased Appropriations	Unobligated Allotment	Unpaid Obligations (15-20) = (23+24)		
																						Due and Demandable	Not Yet Due and Demandable	
1	2	3	4	5=(3+4)	6	7	8	9	10=[(6+7)+8+9]	11	12	13	14	15=(11+12+13+14)	16	17	18	19	20=(16+17+18+19)	21=(5-10)	22=(10-19)	23	24	
I. Agency Specific Budget																								
Specific Budgets of National Government Agencies	01101101	610,331,000.00		610,331,000.00	533,566,671.00				533,566,671.00	67,438,972.00	97,467,323.67	97,707,056.10	246,961,020.01	509,574,371.78	66,301,705.58	91,070,504.32	102,741,291.73	141,421,158.95	401,534,660.58	76,764,329.00	23,992,299.22	23,053,734.45	84,985,976.75	
Personnel Services		394,002,000.00	7,815,137.00	401,817,137.00	318,205,671.00	7,815,137.00			326,020,808.00	59,749,298.89	83,646,397.13	72,320,577.25	110,285,175.11	326,003,446.48	59,302,101.65	78,488,374.13	77,446,459.60	108,477,896.61	323,714,831.99	75,796,329.00	17,361.52	2,268,614.49		
Salaries and Wages	501010000	225,385,000.00		225,385,000.00	225,385,000.00				225,385,000.00	54,248,510.63	53,522,681.92	58,010,990.26	59,602,817.19	225,385,000.00	54,170,253.15	52,914,441.13	58,634,313.53	59,105,921.38	224,824,929.19			560,070.81		
Salaries and Wages - Regular	501010100	221,529,000.00		221,529,000.00	221,529,000.00				221,529,000.00	53,591,730.18	52,800,575.36	57,012,127.94	58,124,566.52	221,529,000.00	53,513,472.70	52,192,334.57	57,635,451.21	57,753,617.20	221,094,875.68			434,124.32		
Basic Salary - Civilian	501010101	221,529,000.00		221,529,000.00	221,529,000.00				221,529,000.00	53,591,730.18	52,800,575.36	57,012,127.94	58,124,566.52	221,529,000.00	53,513,472.70	52,192,334.57	57,635,451.21	57,753,617.20	221,094,875.68			434,124.32		
Salaries and Wages - Casual/Contractual	501010200	3,856,000.00		3,856,000.00	3,856,000.00				3,856,000.00	656,780.45	722,106.56	998,862.32	1,478,250.67	3,856,000.00	656,780.45	722,106.56	998,862.32	1,352,304.18	3,730,053.51			125,946.49		
Salaries and Wages - Casual/Contractual	501010200	3,856,000.00		3,856,000.00	3,856,000.00				3,856,000.00	656,780.45	722,106.56	998,862.32	1,478,250.67	3,856,000.00	656,780.45	722,106.56	998,862.32	1,352,304.18	3,730,053.51			125,946.49		
Other Compensation	501020000	64,961,000.00	7,815,137.00	72,776,137.00	64,961,000.00	7,815,137.00			72,776,137.00	4,217,852.63	24,295,775.53	7,080,349.18	37,164,706.41	72,758,783.75	4,187,297.27	24,266,653.77	6,722,702.61	37,430,836.28	72,607,490.13		17,353.25	151,293.62		
Personal Economic Relief Allowance (PERA)	501020100	14,952,000.00		14,952,000.00	14,952,000.00				14,952,000.00	3,596,534.37	3,587,161.53	3,938,875.37	3,829,428.75	14,952,000.00	3,592,147.27	3,531,771.51	3,994,652.49	3,791,384.24	14,909,955.51			42,044.49		
PERA - Civilian	501020101	14,952,000.00		14,952,000.00	14,952,000.00				14,952,000.00	3,596,534.37	3,587,161.53	3,938,875.37	3,829,428.75	14,952,000.00	3,592,147.27	3,531,771.51	3,994,652.49	3,791,384.24	14,909,955.51			42,044.49		
Representation Allowance (RA)	501020200	240,000.00		240,000.00	240,000.00				240,000.00	60,000.00	60,000.00	60,000.00	60,000.00	240,000.00	60,000.00	60,000.00	60,000.00	60,000.00	240,000.00					
Representation Allowance (RA)	501020200	240,000.00		240,000.00	240,000.00				240,000.00	60,000.00	60,000.00	60,000.00	60,000.00	240,000.00	60,000.00	60,000.00	60,000.00	60,000.00	240,000.00					
Transportation Allowance (TA)	501020300	240,000.00		240,000.00	240,000.00				240,000.00	60,000.00	60,000.00	60,000.00	60,000.00	240,000.00	60,000.00	60,000.00	60,000.00	60,000.00	240,000.00					
Transportation Allowance (TA)	501020301	240,000.00		240,000.00	240,000.00				240,000.00	60,000.00	60,000.00	60,000.00	60,000.00	240,000.00	60,000.00	60,000.00	60,000.00	60,000.00	240,000.00					
Clothing/Uniform Allowance	501020400	3,115,000.00		3,115,000.00	3,115,000.00				3,115,000.00		2,690,000.00	310,000.00	115,000.00	3,115,000.00		2,690,000.00	310,000.00	70,000.00	3,070,000.00			45,000.00		
Clothing/Uniform Allowance - Civilian	501020401	3,115,000.00		3,115,000.00	3,115,000.00				3,115,000.00		2,690,000.00	310,000.00	115,000.00	3,115,000.00		2,690,000.00	310,000.00	70,000.00	3,070,000.00			45,000.00		
Subsistence Allowance (SA)	501020500	49,000.00		49,000.00	49,000.00				49,000.00	7,068.26		17,429.35	24,502.39	49,000.00		7,068.26	13,547.10	22,994.51	43,609.87			5,300.13		
Subsistence Allowance - Magna Carta for Public Health Workers under R.A. 7305	501020503	49,000.00		49,000.00	49,000.00				49,000.00	7,068.26		17,429.35	24,502.39	49,000.00		7,068.26	13,547.10	22,994.51	43,609.87			5,300.13		
Honoraria	501021000	3,211,000.00		3,211,000.00	3,211,000.00				3,211,000.00	494,350.00		2,694,044.46	22,605.54	3,211,000.00	475,150.00	19,200.00	2,284,503.22	432,146.78	3,211,000.00					
Honoraria - Civilian	501021001	3,211,000.00		3,211,000.00	3,211,000.00				3,211,000.00	494,350.00		2,694,044.46	22,605.54	3,211,000.00	475,150.00	19,200.00	2,284,503.22	432,146.78	3,211,000.00					
Year End Bonus	501021400	18,462,000.00		18,462,000.00	18,462,000.00				18,462,000.00				18,462,000.00	18,462,000.00				18,462,000.00	18,462,000.00					
Bonus - Civilian	501021401	18,462,000.00		18,462,000.00	18,462,000.00				18,462,000.00				18,462,000.00	18,462,000.00				18,462,000.00	18,462,000.00					
Cash Gift	501021500	3,115,000.00		3,115,000.00	3,115,000.00				3,115,000.00				3,115,000.00	3,115,000.00				3,115,000.00	3,115,000.00					
Cash Gift - Civilian	501021501	3,115,000.00		3,115,000.00	3,115,000.00				3,115,000.00				3,115,000.00	3,115,000.00				3,115,000.00	3,115,000.00					
Other Bonuses and Allowances	501029600	21,577,000.00	7,815,137.00	29,392,137.00	21,577,000.00	7,815,137.00			29,392,137.00		17,898,614.00		11,476,169.75	29,374,783.75		17,898,614.00		11,417,310.75	29,315,924.75		17,353.25	58,859.00		
Collective Negotiation Agreement Incentive - Civilian	501029601		7,815,137.00	7,815,137.00		7,815,137.00			7,815,137.00				7,797,783.75	7,797,783.75				7,797,783.75	7,797,783.75		17,353.25			
Productivity Enhancement Incentive - Civilian	501029902	3,115,000.00		3,115,000.00	3,115,000.00				3,115,000.00				3,115,000.00	3,115,000.00				3,115,000.00	3,115,000.00					
Mid-Year Bonus - Civilian	501029903	18,462,000.00		18,462,000.00	18,462,000.00				18,462,000.00		17,898,614.00		583,386.00	18,462,000.00		17,898,614.00		504,527.00	18,403,141.00			58,859.00		
Personnel Benefit Contributions	501030000	3,521,000.00		3,521,000.00	3,521,000.00				3,521,000.00	919,869.63	934,136.36	1,029,524.17	637,472.84	3,521,000.00	916,129.13	917,211.36	1,047,449.17	628,409.96	3,511,199.62			9,800.38		
Pag-IBIG Contributions	501030200	748,000.00		748,000.00	748,000.00				748,000.00	180,600.00	183,900.00	199,300.00	164,200.00	748,000.00	180,300.00	180,200.00	203,100.00	184,100.00	747,700.00			300.00		
Pag-IBIG - Civilian	501030201	748,000.00		748,000.00	748,000.00				748,000.00	180,600.00	183,900.00	199,300.00	164,200.00	748,000.00	180,300.00	180,200.00	203,100.00	184,100.00	747,700.00			300.00		
PhilHealth Contributions	501030300	2,025,000.00		2,025,000.00	2,025,000.00				2,025,000.00	558,641.66	551,649.62	630,925.50	283,783.22	2,025,000.00	557,504.16	542,124.62	641,250.50	274,620.34	2,015,499.62			9,500.38		
PhilHealth - Civilian	501030301	2,025,000.00		2,025,000.00	2,025,000.00				2,025,000.00	558,641.66	551,649.62	630,925.50	283,783.22	2,025,000.00	557,504.16	542,124.62	641,250.50	274,620.34	2,015,499.62			9,500.38		
Employees Compensation Insurance Premiums (ECIP)	501030400	748,000.00		748,000.00	748,000.00				748,000.00	180,624.97	198,586.74	199,296.67	169,489.62	748,000.00	180,324.97	194,886.74	203,099.67	169,689.62	748,000.00					
ECIP - Civilian	501030401	748,000.00		748,000.00	748,000.00				748,000.00	180,624.97	198,586.74	199,296.67	169,489.62	748,000.00	180,324.97	194,886.74	203,099.67	169,689.62	748,000.00					
Other Personnel Benefits	501040000	100,135,000.00		100,135,000.00	24,338,671.00				24,338,671.00	362,967.10	4,895,803.32	6,199,713.54	12,880,178.67	24,338,671.00	26,427.10	369,067.87	11,041,994.09	11,312,728.99	22,771,213.05	75,796,329.00	8.27	1,567,449.68		







Particulars	UACS CODE	Appropriation				Allotments				Current Year Disbursements				Balances											
		Authorized Appropriation	Adjustments (To/From, Realignment)	Adjusted Appropriations	Allotments Received	Adjustments (Withdrawal, Realignment)	Transfer From To	Adjusted Total Allotments	1st Quarter Ending March 31	2nd Quarter Ending June 30	3rd Quarter Ending Sept. 30	4th Quarter Ending Dec. 31	Total	Unreleased Appropriations	Unobligated Allotment	Unpaid Obligations (15-20) = (23-24) Due and Demandable									
		3	4	5	6	7	8	9	10	11	12	13	14	15	16	17	18	19	20	21	22	23	24		
Janitorial Services	502120200	2,192,000.00	153,000.00	2,345,000.00	2,192,000.00	153,000.00			153,000.00	768,895.01	768,895.01	602,006.02	845,027.07	2,345,000.00	129,466.50	64,382.59	730,113.04	843,353.95	2,343,326.66		214,610.45	25,410.15	1,673.12		
Security Services	502130300	5,641,000.00		5,641,000.00	5,641,000.00				5,641,000.00	262,369.75	1,574,212.50	1,243,953.99	2,569,424.26	5,641,000.00	262,369.75	1,311,843.75	1,506,362.64	2,072,778.66	5,153,353.80		487,646.20		487,646.20		
Security Services	502120300	5,641,000.00		5,641,000.00	5,641,000.00				5,641,000.00	262,369.75	1,574,212.50	1,243,953.99	2,569,424.26	5,641,000.00	262,369.75	1,311,843.75	1,506,362.64	2,072,778.66	5,153,353.80		487,646.20		487,646.20		
Other General Services	502129000	6,896,000.00	3,092,000.00	9,988,000.00	6,896,000.00	3,092,000.00			9,988,000.00	2,524.03	4,045,519.53	4,045,519.53	9,939,956.44	9,988,000.00	2,524.03	4,037,281.90	5,939,956.44	9,979,762.37	19,979,762.37		8,237.63		8,237.63		
Other General Services	502129000	6,896,000.00	3,092,000.00	9,988,000.00	6,896,000.00	3,092,000.00			9,988,000.00	2,524.03	4,045,519.53	4,045,519.53	9,939,956.44	9,988,000.00	2,524.03	4,037,281.90	5,939,956.44	9,979,762.37	19,979,762.37		8,237.63		8,237.63		
Repairs and Maintenance	502130400	13,000.00	(5,000.00)	10,000.00	13,000.00	(3,000.00)			10,000.00	38,997.25	19,469.00	80,569.50	4,860.00	10,000.00	35,993.25	9,763.00	68,086.50	11,360.00	126,202.75		1,26	1,26	3,500.00	14,183.00	
Repairs and Maintenance - Buildings and Other Structures	502130400	13,000.00	(5,000.00)	10,000.00	13,000.00	(3,000.00)			10,000.00	38,997.25	19,469.00	80,569.50	4,860.00	10,000.00	35,993.25	9,763.00	68,086.50	11,360.00	126,202.75		1,26	1,26	3,500.00	14,183.00	
Buildings	502130401	13,000.00	(3,000.00)	10,000.00	13,000.00	(3,000.00)			10,000.00					10,000.00				10,000.00	10,000.00						
Repairs and Maintenance - Machinery and Equipment	502130500	11,000.00	(10,000.00)	980.00	11,000.00	(10,000.00)			980.00					980.00				980.00	980.00						
Machinery	502130501	11,000.00	(10,000.00)	980.00	11,000.00	(10,000.00)			980.00					980.00				980.00	980.00						
Repairs and Maintenance - Transportation Equipment	502140000	129,000.00	(31,661.00)	97,339.00	129,000.00	(31,661.00)			97,339.00	38,997.25	6,829.00	51,521.50	8,823.00	10,000.00	36,993.25	8,823.00		51,521.50	150,800.00						
Repairs and Maintenance - Transportation Equipment	502140000	129,000.00	(31,661.00)	97,339.00	129,000.00	(31,661.00)			97,339.00	38,997.25	6,829.00	51,521.50	8,823.00	10,000.00	36,993.25	8,823.00		51,521.50	150,800.00						
Motor Vehicles	502150200	129,000.00	(31,661.00)	97,339.00	129,000.00	(31,661.00)			97,339.00	38,997.25	6,829.00	51,521.50	8,823.00	10,000.00	36,993.25	8,823.00		51,521.50	150,800.00						
Repairs and Maintenance - Other Property, Plant and Equipment	502139000	153,000.00	(117,432.00)	35,568.00	153,000.00	(117,432.00)			35,568.00		12,640.00	16,068.00	4,860.00	10,000.00	940.00	15,586.00		15,586.00	17,965.00						3,500.00
Other Property, Plant and Equipment	502139009	153,000.00	(117,432.00)	35,568.00	153,000.00	(117,432.00)			35,568.00		12,640.00	16,068.00	4,860.00	10,000.00	940.00	15,586.00		15,586.00	17,965.00						3,500.00
Financial Assistance/Subsidy	502140000	1,422,000.00	(79,000.00)	1,343,000.00	1,422,000.00	(79,000.00)			1,343,000.00	10,000.00	30,000.00	150,800.00	1,152,200.00	1,343,000.00	40,000.00	40,000.00		150,800.00	1,261,062.73						
Subsidies - Others	502149900	1,422,000.00	(79,000.00)	1,343,000.00	1,422,000.00	(79,000.00)			1,343,000.00	10,000.00	30,000.00	150,800.00	1,152,200.00	1,343,000.00	40,000.00	40,000.00		150,800.00	1,261,062.73						
Subsidies - Others	502149900	1,422,000.00	(79,000.00)	1,343,000.00	1,422,000.00	(79,000.00)			1,343,000.00	10,000.00	30,000.00	150,800.00	1,152,200.00	1,343,000.00	40,000.00	40,000.00		150,800.00	1,261,062.73						
Taxes, Insurance Premiums and Other Fees	502150000	2,390,000.00	50,000.00	2,440,000.00	2,390,000.00	50,000.00			2,440,000.00	337,399.12	105,604.00	1,930,711.79	15,521.79	2,389,235.70	337,399.12	105,604.00	1,930,711.79	15,521.79	2,389,235.70						
Taxes, Duties and Licenses	502150100	1,369,000.00	(5,000.00)	1,364,000.00	1,369,000.00	(5,000.00)			1,364,000.00	10,786.18	10,786.18	1,189,273.37	11,021.79	1,224,135.70	13,054.36	10,786.18	1,189,273.37	11,021.79	1,224,135.70						
Taxes, Duties and Licenses	502150101	1,369,000.00	(5,000.00)	1,364,000.00	1,369,000.00	(5,000.00)			1,364,000.00	10,786.18	10,786.18	1,189,273.37	11,021.79	1,224,135.70	13,054.36	10,786.18	1,189,273.37	11,021.79	1,224,135.70						
Fuel/ty Bond Premiums	502150200	359,000.00	55,000.00	414,000.00	359,000.00	55,000.00			414,000.00	302,625.00	74,925.00	31,050.00	4,500.00	413,100.00	302,625.00	74,925.00	31,050.00	413,100.00	413,100.00						
Fuel/ty Bond Premiums	502150200	359,000.00	55,000.00	414,000.00	359,000.00	55,000.00			414,000.00	302,625.00	74,925.00	31,050.00	4,500.00	413,100.00	302,625.00	74,925.00	31,050.00	413,100.00	413,100.00						
Insurance Expenses	502150300	752,000.00		752,000.00	752,000.00				752,000.00	21,719.76	19,892.82	710,388.42		752,000.00	21,719.76	19,892.82	710,388.42		752,000.00						
Insurance Expenses	502150300	752,000.00		752,000.00	752,000.00				752,000.00	21,719.76	19,892.82	710,388.42		752,000.00	21,719.76	19,892.82	710,388.42		752,000.00						
Labor and Wages	502160000	4,013,000.00		4,013,000.00	4,013,000.00				4,013,000.00	390,138.10	241,181.98	484,239.74	1,472,024.44	2,897,560.26	381,666.10	249,631.98	484,239.74	797,334.56	1,425,037.74	675,067.88					
Labor and Wages	502160100	4,013,000.00		4,013,000.00	4,013,000.00				4,013,000.00	390,138.10	241,181.98	484,239.74	1,472,024.44	2,897,560.26	381,666.10	249,631.98	484,239.74	797,334.56	1,425,037.74	675,067.88					
Labor and Wages	502160100	4,013,000.00		4,013,000.00	4,013,000.00				4,013,000.00	390,138.10	241,181.98	484,239.74	1,472,024.44	2,897,560.26	381,666.10	249,631.98	484,239.74	797,334.56	1,425,037.74	675,067.88					
Other Maintenance and Operating Expenses	502990000	10,551,000.00	(5,715,074.00)	4,835,926.00	10,551,000.00	(5,715,074.00)			4,835,926.00	81,717.50	113,262.00	101,126.00	1,741,742.00	2,037,647.50	22,970.00	78,034.00	179,751.50	373,343.00	654,087.50	2,799,076.50					237,756.00
Advertising Expenses	502990100	216,000.00	(50,000.00)	166,000.00	216,000.00	(50,000.00)			166,000.00	6,000.00	44,000.00	39,000.00	73,990.00	162,960.00	6,000.00	44,000.00	39,000.00	64,960.00	153,960.00	3,040.00					9,000.00
Advertising Expenses	502990100	216,000.00	(50,000.00)	166,000.00	216,000.00	(50,000.00)			166,000.00	6,000.00	44,000.00	39,000.00	73,990.00	162,960.00	6,000.00	44,000.00	39,000.00	64,960.00	153,960.00	3,040.00					9,000.00
Printing and Publication Expenses	502990200	343,000.00		343,000.00	343,000.00				343,000.00	65,002.50	59,307.00	25,665.00	167,127.35	317,101.85	6,410.00	23,914.00	119,290.50	23,346.00	172,860.50	25,898.15					144,141.35
Printing and Publication Expenses	502990200	343,000.00		343,000.00	343,000.00				343,000.00	65,002.50	59,307.00	25,665.00	167,127.35	317,101.85	6,410.00	23,914.00	119,290.50	23,346.00	172,860.50	25,898.15					144,141.35
Representation Expenses	502990300	1,309,000.00	(500,000.00)	809,000.00	1,309,000.00	(500,000.00)			809,000.00	5,000.00	8,000.00	25,000.00	497,779.50	555,779.50	5,000.00	8,000.00	10,000.00	150,114.00	173,114.00	283,226.50					352,665.50
Representation Expenses	502990300	1,309,000.00	(500,000.00)	809,000.00	1,309,000.00	(500,000.00)			809,000.00	5,000.00	8,000.00	25,000.00	497,779.50	555,779.50	5,000.00	8,000.00	10,000.00	150,114.00	173,114.00	283,226.50					352,665.50
Transportation and Delivery Expenses	502990400	91,000.00	(70,074.00)	20,926.00	91,000.00	(70,074.00)			20,926.00	5,715.00	1,955.00	11,461.00	1,795.00	20,926.00	5,715.00	1,955.00	11,461.00	1,795.00	20,926.00	2,110.00					352,665.50
Transportation and Delivery Expenses	502990400	91,000.00	(70,074.00)	20,926.00	91,000.00	(70,074.00)			20,926.00	5,715.00	1,955.00	11,461.00	1,795.00	20,926.00	5,715.00	1,955.00	11,461.00	1,795.00	20,926.00	2,110.00					352,665.50
Membership Dues and Contributions																									















Certified Correct:

  
Galinget, Nilda

Agency Budget Officer

Date: 19/Feb/2018

Certified Correct:

  
Arcillas, Rosalie

Agency Chief Accountant

Date: 19/Feb/2018


Recommended By:

  
Alba, Ma. Lourdes

Director, FMS

Date: 19/Feb/2018

Approved By:

  
Ho, Milibell

Head of Agency or Authorized Representative

Date: 19/Feb/2018