





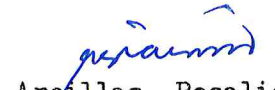


C. Angler, Nida

Budget Officer

Date: 29/Jan/2017






Arcillas, Rosalie

Chief Accountant

Date:






Alba, Ma. Lourdes

Director, FMS

Date: 29/Jan/2017



Ho, Milabel

Agency Head/Department

Date: 29/Jan/2017



Particulars	UACS CODE	Appropriation			Allotments					Current Year Obligations					Current Year Disbursements					Balances			
		Authorized Appropriation	Adjustments (Transfer (To)/From, Realignment)	Adjusted Appropriations	Allotments Received	Adjustments (Withdrawal, Realignment)	Transfer To	Transfer From	Adjusted Total Allotments	1st Quarter Ending March 31	2nd Quarter Ending June 30	3rd Quarter Ending Sept. 30	4th Quarter Ending Dec. 31	Total	1st Quarter Ending March 31	2nd Quarter Ending June 30	3rd Quarter Ending Sept. 30	4th Quarter Ending Dec. 31	Total	Unreleased Appropriations	Unobligated Allotment	Unpaid Obligations (15-20) = (23+24)	
																						Due and Demandable	Not Yet Due and Demandable
1	2	3	4	5=(3+4)	6	7	8	9	10=(6+(-7)+8+9)	11	12	13	14	15=(11+12+13+14)	16	17	18	19	20=(16+17+18+19)	21=(5-10)	22=(10-15)	23	24
CO		10,000,000.00		10,000,000.00	10,000,000.00				10,000,000.00		9,959,129.97			9,959,129.97		149,891.55	1,343,977.95	1,482,962.64	2,976,832.14		40,870.03		6,982,297.83
Generator Sets	269004010100017	1,220,000.00		1,220,000.00	1,220,000.00				1,220,000.00												1,220,000.00		
CO		1,220,000.00		1,220,000.00	1,220,000.00				1,220,000.00												1,220,000.00		
Education	000004080000000	6,078,055.10		6,078,055.10	6,078,055.10				6,078,055.10	213,845.00	2,326,329.00		593,700.00	3,133,874.00		213,845.00		2,326,329.00	2,540,174.00		2,944,181.10		593,700.00
Tertiary Education	000004080300000	6,078,055.10		6,078,055.10	6,078,055.10				6,078,055.10	213,845.00	2,326,329.00		593,700.00	3,133,874.00		213,845.00		2,326,329.00	2,540,174.00		2,944,181.10		593,700.00
Medium Term Interactive & Communications Technology Harmonization Initiative Project (MITHI)	264004080300003	6,078,055.10		6,078,055.10	6,078,055.10				6,078,055.10	213,845.00	2,326,329.00		593,700.00	3,133,874.00		213,845.00		2,326,329.00	2,540,174.00		2,944,181.10		593,700.00
CO		6,078,055.10		6,078,055.10	6,078,055.10				6,078,055.10	213,845.00	2,326,329.00		593,700.00	3,133,874.00		213,845.00		2,326,329.00	2,540,174.00		2,944,181.10		593,700.00
Sub-Total, Agency-Specific		85,253,145.10		85,253,145.10	85,253,145.10				85,253,145.10	10,776,478.06	16,809,566.37	9,888,702.83	39,855,703.77	77,330,451.03	6,054,345.06	8,417,888.40	9,098,804.62	15,076,609.59	38,647,647.67		7,922,694.07	3,351,986.79	35,330,816.57
PS																							
MOOE		34,915,090.00		34,915,090.00	34,915,090.00				34,915,090.00	10,562,633.06	4,025,218.52	7,699,813.95	8,961,677.84	31,249,343.37	6,054,345.06	7,979,318.52	6,448,354.45	8,174,588.54	28,656,606.57		3,665,746.63	2,592,736.80	
Fin Ex																							
CO		50,338,055.10		50,338,055.10	50,338,055.10				50,338,055.10	213,845.00	12,784,347.85	2,188,888.88	30,894,025.93	46,081,107.66		438,569.88	2,650,450.17	6,902,021.05	9,991,041.10		4,256,947.44	759,249.99	35,330,816.57
II. Automatic Appropriations																							
Retirement and Life Insurance Premiums	01104102																						
General Administration and Support	000001000000000																						
General Management and Supervision	103001000100000																						
PS																							
Support to Operations	000002000000000																						
Auxiliary Services	264002000100000																						
PS																							
Operations	000003000000000																						
MFO 1: HIGHER EDUCATION SERVICES	000003010000000																						
Provision of Higher Education Services Including P37,936,000 for Scholarships of Poor and Deserving Students (Expanded STudents' Grants-In-Aid Program for Poverty Alleviation-ESGP-PA) and P9,123,000 for Tulong Dunong	264003010100000																						
PS																							
MFO 2: RESEARCH SERVICES	000003020000000																						
Conduct of Research Services	267003020100000																						
PS																							
MFO 3: TECHNICAL ADVISORY EXTENSION SERVICES	000003030000000																						
Provision of Extension Services	265003030100000																						
PS																							
Sub-Total, Automatic Appropriations																							
PS																							
MOOE																							
Fin Ex																							
CO																							
III. Special Purpose Fund																							
Sub-Total, SPF																							
PS																							
MOOE																							
Fin Ex																							
CO																							
GRAND TOTAL		85,253,145.10		85,253,145.10	85,253,145.10				85,253,145.10	10,776,478.06	16,809,566.37	9,888,702.83	39,855,703.77	77,330,451.03	6,054,345.06	8,417,888.40	9,098,804.62	15,076,609.59	38,647,647.67		7,922,694.07	3,351,986.79	35,330,816.57
PS																							
MOOE		34,915,090.00		34,915,090.00	34,915,090.00				34,915,090.00	10,562,633.06	4,025,218.52	7,699,813.95	8,961,677.84	31,249,343.37	6,054,345.06	7,979,318.52	6,448,354.45	8,174,588.54	28,656,606.57		3,665,746.63	2,592,736.80	
Fin Ex																							
CO		50,338,055.10		50,338,055.10	50,338,055.10				50,338,055.10	213,845.00	12,784,347.85	2,188,888.88	30,894,025.93	46,081,107.66		438,569.88	2,650,450.17	6,902,021.05	9,991,041.10		4,256,947.44	759,249.99	35,330,816.57

Certified Correct:

  
Garinglet, Nida


Certified Correct:

  
Arcillas, Rosalie

Recommended By:

  
Alba, Ma. Lourdes

Approved By:

  
Ho, Milabel

---

Budget Officer  
Date: 29/Jan/2017

---

Chief Accountant  
Date:

*af*

---

Director, FMS  
Date: 29/Jan/2017

---

Agency Head/Department  
Date: 29/Jan/2017

*This report was generated using the Unified Reporting System*